

DISTRICT PROFILE – YADGIR DISTRICT (Karnataka)

No. of Blocks

3

Area (Km²)

5270

GSDP (Base year 2011-12) (in Crores)	State Level	
	2020-21	YoY Growth
Current	1730991	7.15
Constant	1143873	-0.52

Source : NSO, MoSPI, GoI 2020-21



No. of Schools
1608



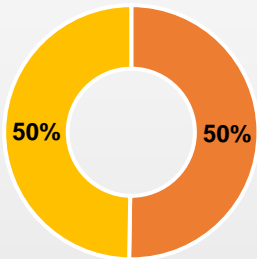
No. of Teachers
7913



No. of Students
39266
(includes pre-primary)



Source : Unified District Information System for Education (UDISE+) 2020-21



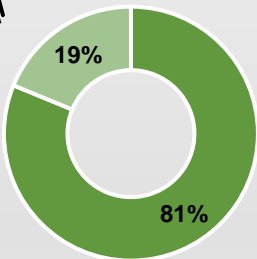
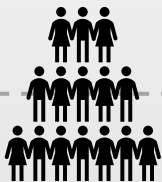
Male
Female

Sex Ratio

989



Total Population :1174271



Rural
Urban

Density

223

Source : Census of India 2011

Total Literacy 51.83%

Male 62.25%

Female 41.38%

Rural 47.05%

Urban 72.01%

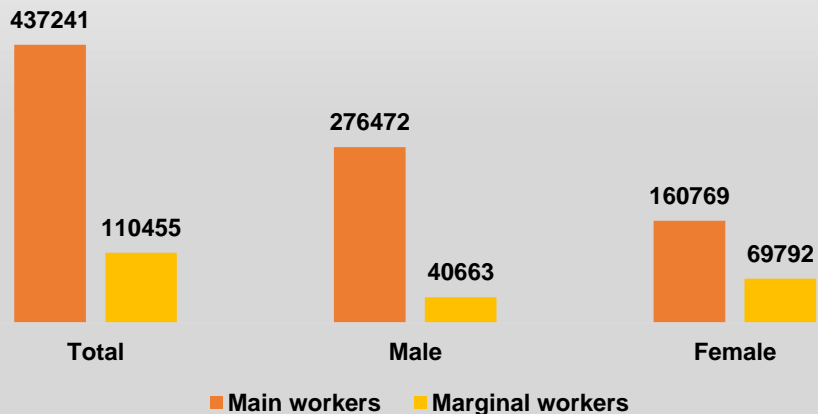
Out of total pop. age 7 & above in its category

State Level

Mortality Rate	Urban	Rural	Total
Neonatal mortality rate (NNMR)	15.1	16.2	15.8
Infant mortality rate (IMR)	21.4	27.8	25.4
Under-five mortality rate (U5MR)	24.5	32.5	29.5

Source : National Family Health Survey-5 2019-21

Workers - Total, Main and Marginal



Source : Census of India 2011

Basic Profile

Yadgir is a district in the state of Karnataka. The Yadgir ranks 18th in terms of area and 24th in terms of population. There are 3 subdivisions under the district covering 5270 Km² as per census 2011.

Demography

Census of India 2011:

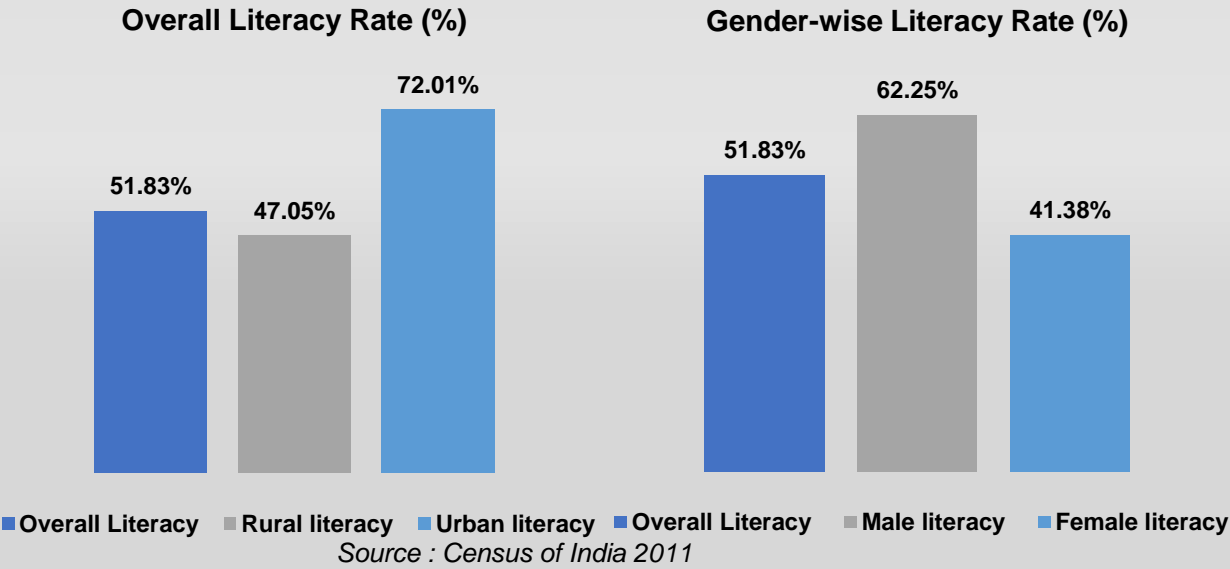
The total population of the “Yadgir” is 1174271 and out of this total population, urban population is 220677 (26%) and rural population is 953594 (74%). Female population in the district is 583942 (49%) and male population is 590329. Hence the sex ratio accounts as 989 females per 1000 males. The Scheduled Caste (SC) and Scheduled Tribe (ST) population is 273315 and 146849 respectively.

The total number of households in the Yadgir district is 202063. The Mahatma Gandhi National Rural Employment Guarantee Act/Scheme (MNREGA) 2021-22 registered labour reports shows 256419 registered household with MNREGA in the district.

Literacy Levels

Overall literacy rate of Yadgir is 51.83 percent, which is lower than the state literacy rate (75.36%). The rural-urban literacy is reported as 47.05 and 72.01 percent. There is a huge gap between the rural and urban literacy rates. Urban literacy is more than the overall district literacy rate.

Gender-wise literacy rates indicate that, female literacy is 41.38% and it is lower than the male literacy rate. Male literacy rate is 62.25%, which is higher than the district literacy rate.



Women Literacy	NFHS 5 (2019-21)
Women who are literate (%)	48.1
Women with 10 or more years of schooling (%)	26.4

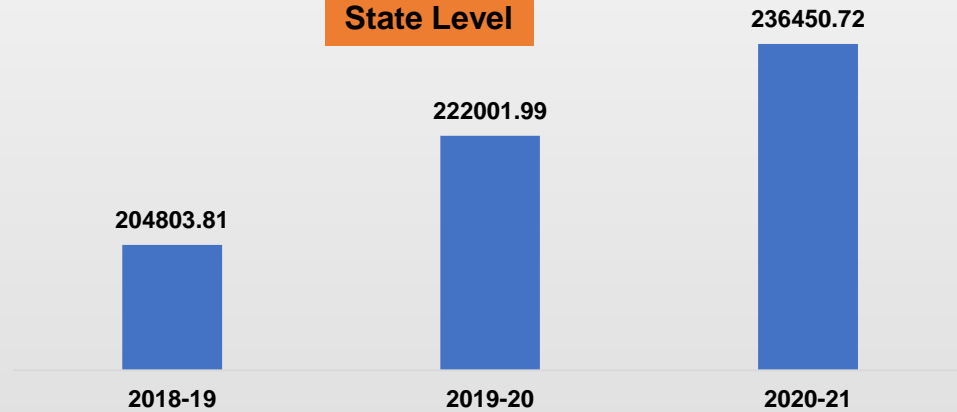
Source : National Family Health Survey-5, 2019-21

Socio-Economic Profile

The socio-economic profile of Karnataka indicates that, the state is service sector oriented economy (57 percent). The Gross State Domestic Product (GSDP) at current prices for the year 2020-21 is accounted as 1730991 Rs.Cr. Among the sectors, service sector tops in value added followed by Industry and Manufacturing.

Per Capita NSDP of Karnataka (in Rs.)

State Level

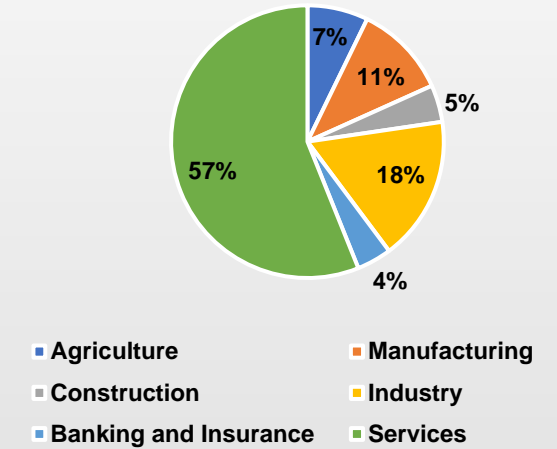


In terms of Per Capita NSDP, between 2018-19 and 2020-21, there is an increasing trend. In 2020-21, per capita NSDP of Karnataka is 236450.72 Rs.

Source : NSO, MoSPI, GOI 2020-2021

GSDP Estimates

Gross Value Added by Economic Activity (2020-21)

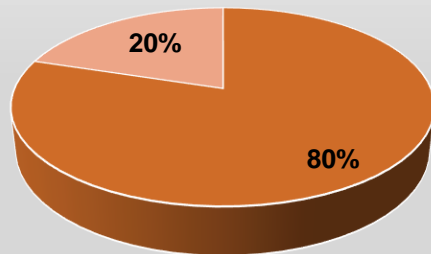


Source : NSO, MoSPI, GOI 2020-2021

Worker Profile

District Level

Main vs Marginal Workers



■ Main workers ■ Marginal workers

The worker profile of Yadgir consist of 547696 total workers with 80 percent main workers and 20 percent marginal workers. The gender classification divides the population into 58 % male workers and 42% female workers.

According to the Census 2011, the workers are further classified into cultivators, agricultural labour, household workers and others. In Yadgir, the category of agricultural labour have the highest share in total workers and household workers have least.

Source : Census of India 2011



Source : Census of India 2011

Unemployment in Karnataka

Centre for Monitoring Indian Economy (CMIE) 'Unemployment Rate in India' database provide estimates of the unemployment rate based on a panel size of over 178,000 households. Unemployment in India , statistical Profile published thrice in a year and the tables gives the state-wise estimates for January-April 2022.

January - April 2022	Total		Urban		Rural	
	Labour Participation Rate	Unemployment Rate	Labour Participation Rate	Unemployment Rate	Labour Participation Rate	Unemployment Rate
Karnataka	39.83	2.51	37.2	2.94	41.79	2.23

Source : Unemployment in India, Centre for Monitoring Indian Economy (Jan-Apr 2022)

January - April 2022		Population ('000s)	Labour Force	Labour Force Participation Rate (LFPR)	Employed ('000s)	Unemployed (UE)	Greater Labour Force (GLF)	Unemployment Rate (UER) (%)
	Total	58,419	23,270	39.83	22,685	585	24,618	2.51
	Urban	24,919	9,269	37.2	8,997	272	10,314	2.94
	Rural	33,499	14,000	41.79	13,688	313	14,303	2.23
	Male	31,599	20,770	65.73	20,378	392	21,171	1.89
	Female	26,820	2,500	9.32	2,307	193	3,447	7.71

Source : Unemployment in India, Centre for Monitoring Indian Economy (CMIE), Jan-Apr 2022

Industries and Workers in Karnataka

Principal Characteristics in Annual Survey of Industries	No. of Factories	Fixed Capital (Rs. Lakhs)	Productive Capital (Rs. Lakhs)	Invested Capital (Rs. Lakhs)	No. of Workers	No. of Total Persons Engaged	Wages to Workers (Rs. Lakhs)
Karnataka	13,789	2,07,12,231	2,68,56,426	2,92,30,865	8,42,367	10,76,026	16,96,312
All India	2,42,395	34,66,06,975	42,74,73,434	47,77,26,474	1,27,98,588	1,62,80,211	2,15,76,035

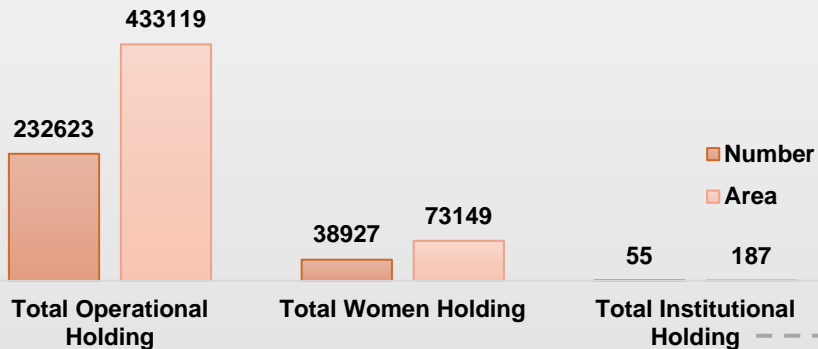
Source: Table-3 ,Annual Survey of Industries (2018-19)

Livelihood Profile



Land Holdings

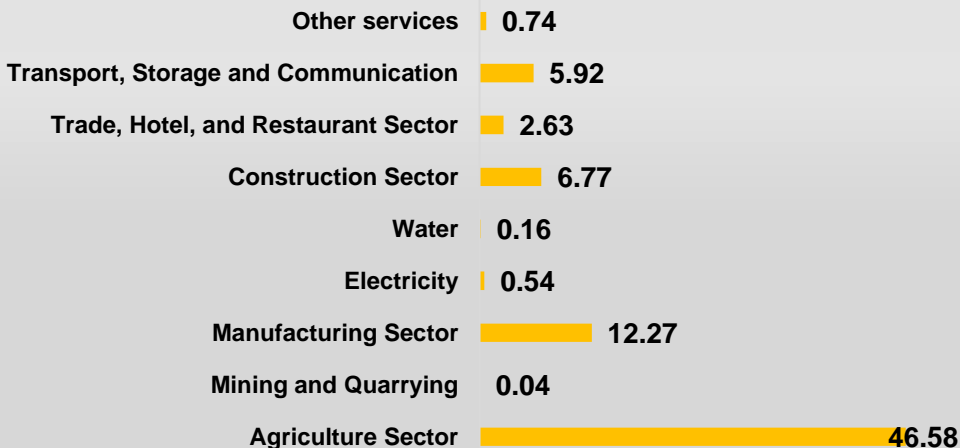
Number & Area (hectares) of Land Holdings



Source: Agricultural Census 2015-16

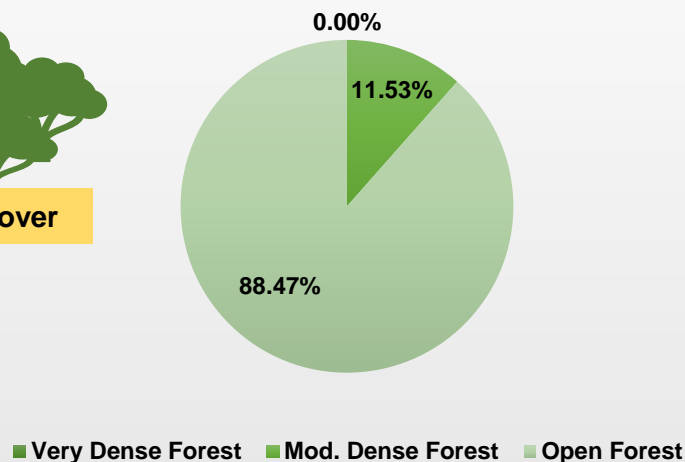
State Level:

Percentage Distribution of Usually Working Persons (PS+SS)



Forest Cover

Forest Cover in Yadgir



Source: India State of Forest Report 2019

District Forest Area (Sq. km) 147.64

Geographical Area (Sq. Km) 5,270

% of Geographical Area 2.8

% Change from previous assessment (2017) 0.64

Scrub (Sq. Km) 131

MGNREGA in Yadgir

According to the MGNREGA Employment Generation report 2021-22, there are 50141 Scheduled Caste households, and 25430 Scheduled Tribes households were issued job cards.

Registered Household with MNREGA

Yadgir 256419

Cumulative No. of Households issued job cards

	SCs	STs	Others	Total
Yadgir	50141	25430	180751	256322
Karnataka	1358507	681534	5577570	7617611

Source: MGNREGA, 2021-22

(PS: Principal Status ; SS: Secondary Status)

Source: Periodic Labour Force Survey 2019-20

Educational Status

According to the Unified District Information System for Education (UDISE+) , there are 1608 schools functioning in the district. Primary schools, that is from 1st standard to 5th standard are 581 whereas upper-primary schools accounts for 683.

In terms of enrolment, total enrolment in the district, including the pre-primary schools is 39266 during 2020-21.. Enrolment during the same period, excluding pre-primary schools is 38772.

Schools

Total Number of Schools	1608
Government Schools	1060
Private Schools	445
Primary Schools	581
Upper Primary Schools	683

Source: Unified District Information System for Education (UDISE+) 2019-20

Enrolment

Total enrolment (with Pre-primary)-Girls	18798
Total enrolment (with Pre-primary)-Boys	20468
Total enrolment (with Pre-primary)-Total	39266
Total enrolment (without Pre-primary)-Girls	18587
Total enrolment (without Pre-primary)-Boys	20185
Total enrolment (without Pre-primary)-Total	38772

Source : Unified District Information System for Education (UDISE+) 2020-21
NA: Not Available

Teachers

Total teachers	7913
Male teachers	4520
Female teachers	3393
Contractual teachers	NA
Contractual teachers-Male	NA
Contractual teachers-Female	NA

Average Annual Drop Out Rate

Primary-Girls	Primary-Boys	Primary-Overall	Upper primary-Girls	Upper primary-Boys	Upper primary-Overall	Secondary-Girls	Secondary-Boys	Secondary-Overall
1.37	2.29	1.86	6.13	6.45	6.29	22.63	20.47	21.45

Source : Unified District Information System for Education (UDISE+) 2020-21

Infrastructure and School Facilities

Functional Electricity	Functional Girl's Toilet	Functional Drinking Water	WASH Facility(Drinking Water, Toilet and Handwash)	Internet	Computer Available
96.77%	92.97%	98.01%	68.78%	15.61%	44.47%

Source : Unified District Information System for Education (UDISE+) 2020-21

The UDISE+ data also provides the infrastructure and school facilities data at both State and district level. Among the indicators, 6 indicators are selected and provided here. While 97.76% of the schools functioning in Yadgir district have electricity connection, 96.77% schools have functional electricity. Similarly, in terms of toilet facility, 92.97% schools have functional girl's toilet whereas it is 87.69% in the case of boy's toilet. Drinking water is the most basic need and 98.01% of schools in Yadgir provided functional drinking water facility in their schools. The overall WASH facility – drinking water, toilet and handwash is provided in 68.78% of schools. As per the data of 2020-21, only 15.61% of schools in Yadgir have internet facility, whereas 44.47% schools have computer available with them.

Health Status and Basic Amenities

Health Status of Children	NFHS 5 (2019-21)	NFHS 4 (2015-16)
Total children age 6-23 months receiving an adequate diet (%)	13.4	6.1
Children under 5 years who are stunted (height-for-age) (%)	57.6	55.5
Children under 5 years who are wasted (weight-for-height) (%)	17.7	31.3
Children under 5 years who are severely wasted (weight-for-height) (%)	7.2	12.5
Children under 5 years who are underweight (weight-for-age) (%)	45.2	50.3
Children under 5 years who are overweight (weight-for-height) (%)	2.3	4.4

Source : National Family Health Survey-5, 2019-21

State Level Out of Pocket Expenditure on Health

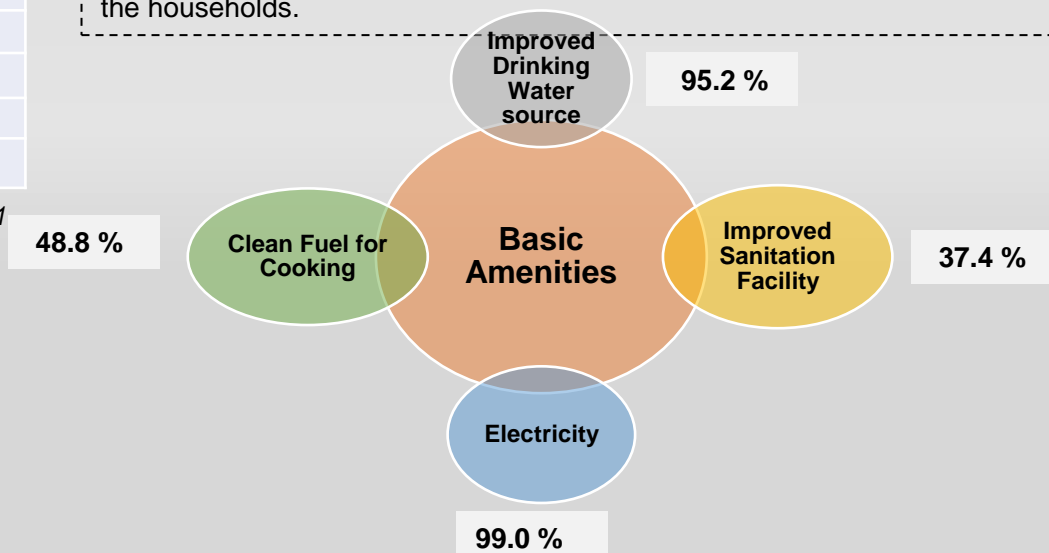
NFHS-5 (2019-20) state report shows the average out-of-pocket expenditure per delivery in a public health facility is Rs. 4,954. According to NFHS 4 (2015-16), it was Rs. 4,824.

District level Average Out of Pocket Expenditure per delivery in Public Facility (Rs.)	
NFHS-5	4,386
NFHS-4	1,966

Source : National Family Health Survey-5 2019-21
NA: Not Available

Basic Amenities

During 2019-21 (NFHS-5), the district, Yadgir recorded 95.2 percent of the population living in households have access to improved drinking water sources. Likewise, population living in households that use an improved sanitation facility also recorded 37.4 percent during the same period. Other basic amenities like clean fuel for cooking is only available for 48.8 % however electricity (99.0 percent) is available for majority of the households.



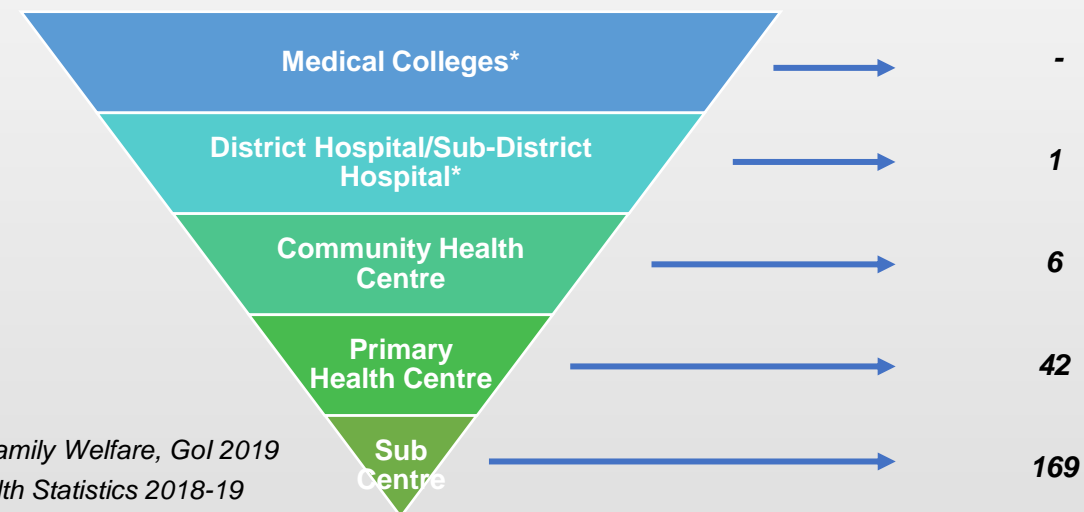
Source : National Family Health Survey-5, 2019-21

Health Facilities

According to the Health Management Information System (HMIS) annual report 2019-20, there are five type of health facilities coming under every state health department - Sub Centres (SCs), Primary Health Centres (PHCs), Community Health Centres (CHCs), Sub-District Hospitals (SDHs) and District Hospitals (DHs), apart from Medical Colleges at top. In the case of district profile, number of medical colleges per district is very limited or rare.

The health facilities pyramid shows the structure of institutions serving the population in both rural and urban areas. There are 20 medical colleges in the state of Karnataka as per 2019.

In Yadgir district, there are 1 district hospital, 6 community health centres, 42 primary health centres and 169 sub-centres as per 2018 data



Source: Ministry of Health & Family Welfare, GoI 2019

*Data sourced from Rural Health Statistics 2018-19

Insights from NFHS-5

State level

Infant Mortality Rate (2019-21) – 25.4 %

District level

Institutional Births (2019-21) – 93.3 %

One of the major indicators on vaccination is – vaccination from private and Government facility. In Yadgir, children of age 12-23 months who received most of their vaccinations in a public health facility is 97.6 percent. 85.3 percent of the children aged between 12-23 months received the three doses of polio vaccine, as per NFHS 5.

NFHS-5 also provides information regarding the nutritional status of women and children.

- 76.0 percent of children aged between 6-59 months are anaemic.
- Women in the age group of 15-49 also shows high incidence of anaemia (57.3 percent).