



## District Profile

### Yadgir, Karnataka

Yadgir district occupies 5234.4 square kilometers area. It is the second smallest district in the state. In Geographical area which constitutes 8.46 percent area of the state. The district is having one revenue sub-divisions viz. Yadgir. There are 03 revenue blocks in the district namely Shahapur, Shorapur and Yadgir. There are 3 educational blocks in the district namely Shahapur, Shorapur and Yadgir. There are 519 villages, Zilla Panchayat, and two Parliamentary constituency in the district.

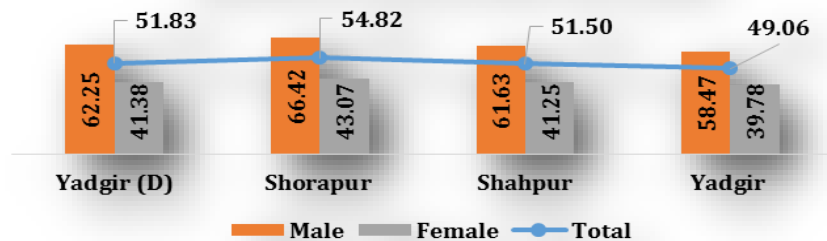
#### DEMOGRAPHY

As per Census 2011, the total population of Yadgir is 1174271 which accounts for 1.92 percent of the total population of State. The percentage of urban population in Yadgir is 18.8 percent, which is quite higher than the state average of 38.67 percent. Out of the total population there are 590,329 males and 583,942 females in the district. This gives a sex ratio of 989 females per 1000 males. The decadal growth rate of population in Karnataka is 16 percent, while Yadgir reports a 15.6 percent decadal decrease in the population. The district population density is 224.34 in 2011. The Scheduled Caste population in the district is 23.27 percent while Scheduled Tribe comprises 12.5 percent of the population.

#### LITERACY

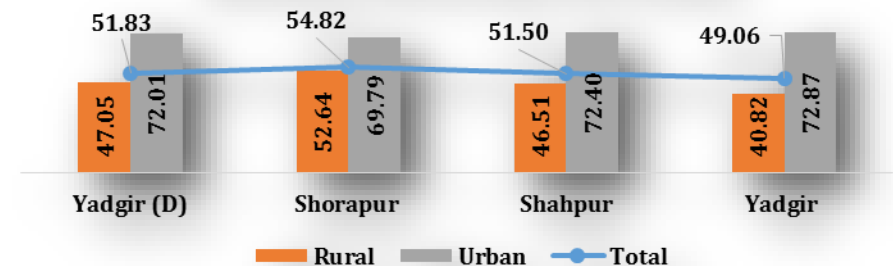
The overall literacy rate of Yadgir district is 51.83 percent while the male & female literacy rate is 62.25 and 41.38 percent respectively. At the block level, a considerable variation is noticeable in male-female literacy rate. Yadgir block has the lowest literacy rate 49.06 percent, with 58.47 percent men and 39.78 percent women being literate. Shorapur block, subsequently, has the highest literacy rates– among both males and females. The male literacy rate is 66.42 percent, while that for females is 43.07 percent.

**Blockwise Literacy Rate: By Gender**



Source: Census 2011

**Blockwise Literacy Rate: By Location**



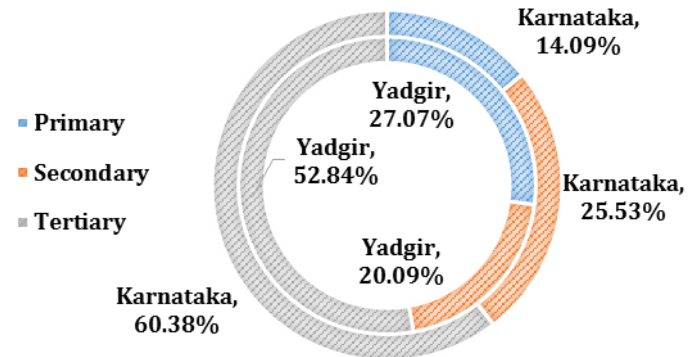
Source: Census 2011

A significant difference is notable in the literacy rate of rural and urban Yadgir. Rural Yadgir has a literacy rate of 47.05 percent while the same in urban areas is 72.01 percent. A closer look at block level data reveals that literacy rate in rural areas lag behind the literacy rate of urban areas. Yadgir block has an urban literacy rate of 72.87 percent—the highest. Rural literacy rate in Shorapur (52.64 percent), thereby ranking highest among all blocks. Rural literacy is lowest in Yadgir block (40.82 percent) and urban literacy is lowest in Shorapur (69.79 percent).

**Sector wise Gross District Domestic Product (GDDP) for 2009-10: Comparison between Yadgir and Karnataka**

**SOCIO-ECONOMIC PROFILE**

The three sectors of the economy – primary, secondary and tertiary – reflect the direction of growth of any region. In Yadgir, the tertiary (services) sector contributed the maximum share of 52.84 percent to Gross District Domestic Product (GDDP) compared to Karnataka’s share of 60.38 percent to GSDP in 2009-10. The district’s secondary (industrial) sector contributes more than 1/3rd to GDDP (20.09 percent) while the contribution to primary sector is 27.07 percent. The GDDP of Yadgir in tertiary sector is lower compared to that in Karnataka.




Source: Directorate of Economics and Statistics, Govt. of Karnataka

Yadgir has no taluk (sub-district) with Gross Per Capita Income (GPCI) above state average (Rs. 53101) and 3 taluks with GPCI below the state average, during 2008-09, at current prices. The Per Capita Income (PCI) of Yadgir is Rs. 41180. It is found that 2 taluks has PCI below the district average, and 1 taluk above the district average, for the year 2008-09. Shahapur taluk has a PCI of Rs. 48599, while Yadgir taluk has a PCI of Rs. 35020, during 2008-09 at current prices. Yadgir has a GDDP of Rs. 169872 lakh, with Shahapur having a Taluk District Product (TDDP) of Rs. 156347 lakh and Yadgir a TDDP of Rs. 125096 lakh—in the year 2008-09.

The percentage of main workers in the total workforce in Yadgir is 79.83 percent which is significantly more than the State main workers (83.94 percent) as per Census 2011.

Among the four categories, Cultivators form 29.09 percent of all workers, while agricultural labourers form 42.84 percent. The catchall category ‘Other Workers’ form about 25.66 percent of the entire working population of the district. It includes forms of employment in secondary and tertiary sector.



Source: Census 2011

In terms of work participation rate (WPR) in the district, the male WPR is 53.72 percent whereas for female it is 39.48 percent.

In Shahpur block percentage of male WPR is highest (53.74 percent) while Yadgir block reported lowest male WPR (53.70 percent)

Work Participation Rate		
	Male	Female
Yadgir (D)	53.72	39.48
Shorapur	53.73	38.57
Shahpur	53.74	39.57
Yadgir	53.70	40.34

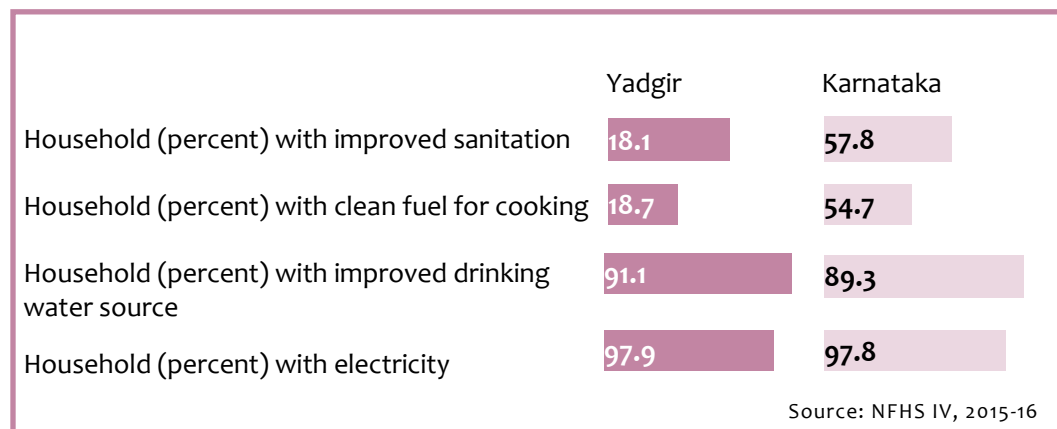
Source: Census 2011

Among female, the highest WPR is reported from Yadgir block (40.34 percent) and lowest from Shorapur block (38.57 percent).

Comparing all blocks, in Yadgir block both male and female WPR is considerably high.

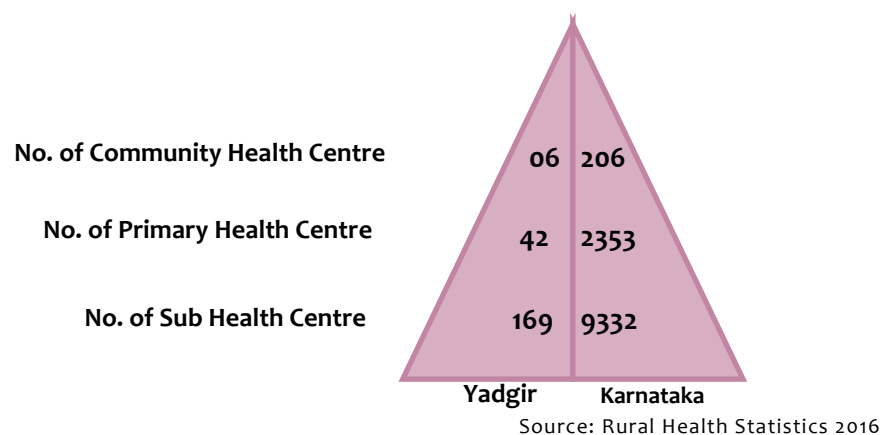
## BASIC AMENITIES & HEALTH

As per NFHS-IV, in Karnataka, 89.3 percent of households have access to improved drinking water, while in Yadgir approximately 91.1 percent households have access to drinking water facilities. The same survey reports that 18.1 percent household have improved sanitation facilities which is significantly less than state average of 57.8 percent. Apart from drinking water and sanitation facility, only 18.7 percent of household use clean fuel for cooking compared to state average of 54.7 percent. However, in the district, 97.9 percent of household having electricity which is slightly higher than the state average (97.8 percent).



In terms of health facilities, besides a district hospital, there is a network of sub- health centres (SHCS/Sub-HCs), Primary Health Centres (PHCs) and Community Health Centres (CHCs) across the district. CHCs have the highest spread, followed by PHCs and then sub- health centres. Hence, CHCs and PHCs cater to a higher proportion of population than sub- health centres. The Sub-Centre is the most peripheral and first contact point between the primary health care system and the community. There is a PHC for 6 Sub-Centres while CHCs act as a referral unit for 4 PHCs.

### Health Facilities Covered



Infant Mortality Rate	
Yadgir	29#
Karnataka	29*


Source: #AHS 2012-13, \*SRS 2016

Maternal Mortality Ratio	
Yadgir	133
Karnataka	133

Source: SRS 2011-13

### Institutional Births

The overall percentage of institutional births recorded in Yadgir and Karnataka varies moderately. In Yadgir 97.7 percent institutional births are recorded, compared to 99.6 percent births in Karnataka. However, institutional birth record rate in public healthcare units is moderate, both in Yadgir (91.5 percent) and Karnataka (61.8 percent).



Source: HMIS 2016-17

## EDUCATIONAL STATUS — DISTRICT

(Government Schools include schools administered under Central Government, Local Bodies, Tribal and Social Welfare Department and Department of Education)

Yadgir has 1078 Govt. schools, of which 950 are till elementary grade. The district has 17 contractual teachers, of which 12 teach elementary grade.

Only 449 out of 950 Govt. elementary schools have in Yadgir have Anganwadi Centres. Of all 1078 Govt. schools; only 456 have Anganwadis. In other words, only 42.3 percent of all Govt. schools have Anganwadis, of which 47.3 percent of Govt. Elementary schools are seen to have AWCs.

In Yadgir, a typical school has 4.48 teachers on average at elementary to higher secondary grade, while it is approximately 4.0 teachers at the elementary level.

Pupil Teacher Ratio (PTR) at the elementary level is 41 in Yadgir, while it is 37 across schools with elementary to higher secondary grades.

### Government Schools– Elementary to Hr. Secondary Grade

### Government Schools– Elementary Grade Only

	456	Number of school having AWC*	449	
	1078	Number of school	950	
	180310	Total enrolment (excluding AWC)	156342	
Boys enrolment is 1.04 times higher than girls enrolment	92088	Boys enrolment	78597	Boys enrolment is 1.01 times higher than girls enrolment
	88222	Girls enrolment	77745	
	4827	Total teachers	3769	
	17	Contractual teachers	12	
Male teachers are 1.89 times more than female teachers	3159	Male teachers	2401	Male teachers are 1.75 times more than female teachers
	1668	Female teachers	1368	
	4.48	Average number of teachers per school	4.0	
	37	Pupil teacher ratio	41	

\*Anganwadi Centres

Source: DISE, 2016-17

## School Facilities

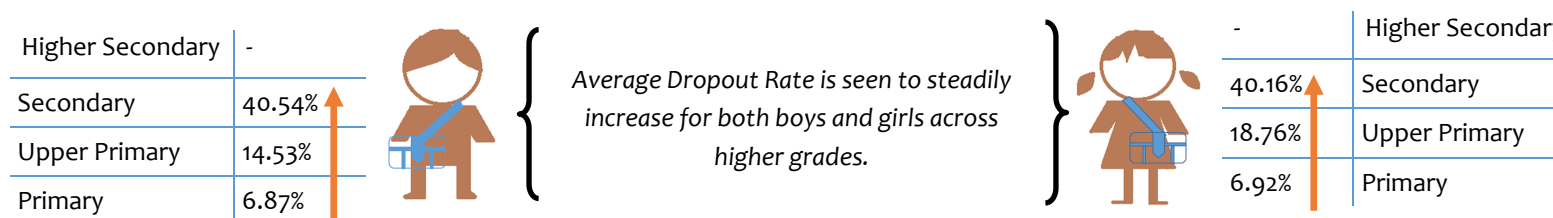
As far as provision of infrastructure facilities are concerned; the district has 950 elementary public schools, and 948 of them have school buildings.

Library facilities in government schools hardly reflect any inconsistencies. Of the 1078 public schools, 1058 schools have libraries, which implies a coverage of 98.3 percent.

## Average Annual Dropout Rate

Data on drop-out rate in Govt. schools in Yadgir at the Higher Secondary level is unavailable. It is seen to increase as one moves across higher grades. It is 6.9 per cent at the Primary level, 16.5 percent at the Upper Primary level, and 40.4 percent at Secondary level.

In Yadgir, boys tend to drop out slightly more than girls, and dropout rate increases as pupils move up the grade ladder, except for boys at the Higher Secondary level, for which data is unavailable.



Source: DISE, 2016-17

## EDUCATIONAL STATUS — BLOCK

### Anganwadi Centres (AWCs)

Among the 3 blocks of Yadgir, only 48.49 percent of all Govt. schools in Shahapur have Anganwadi centres. Yadgir block has 36.05 percent of its Govt. schools with AWCs. All 3 blocks in Yadgir have less than 50 percent of their schools covered with AWCs.

Blocks	No. of schools having AWCs	Total number of schools	Percentage of schools with AWCs
All Schools			
Shahapur	161	332	48.49
Shorapur	171	402	42.53
Yadgir	124	344	36.05
All Blocks	456	1078	42.30

Source: DISE, 2016-17

## EDUCATIONAL STATUS — BLOCK

Blocks	No. of Schools	Enrolment			Pupil Teacher Ratio		
		Boys	Girls	Total	Primary Only	Primary with Upper Primary	Total
Shahapur	332	28756 (51.24%)	27360 (48.75%)	56116	30	47	38
Shorapur	402	34924 (51.5%)	32916 (48.52%)	67840	35	48	40
Yadgir	344	28408 (50.41%)	27946 (49.59%)	56354	24	41	34
All Blocks	1078	92088 (51.07%)	88222 (48.93%)	180310	30	45	37

Source: DISE, 2016-17

Yadgir has 1078 Govt. schools, of which 950 are elementary schools. Shorapur has 402 Govt. schools, the highest among all blocks, while Shahapur has only 332 Govt. schools. Enrolment rate among boys remain constantly higher than that for girls across all blocks in Yadgir. In Shorapur, Govt. schools account for 51.5 percent of boys in total enrolment, thereby recording highest proportion of boys enrolment among all blocks. Yadgir (49.59 percent) block, on the contrary, records the highest share in girls enrolment.

PTR is surprisingly very high in Yadgir. The lowest PTR appearing to be in Yadgir (24) block of Yadgir and the highest in Shorapur (35).

Blocks	Teachers			Contractual Teachers			Average no. of teachers per school		
	Male	Female	Total	Male	Female	Total	Primary Only	Primary with Upper Primary	Total
Shahapur	940	528	1468	4	2	6	2.05	5.80	4.42
Shorapur	1183	501	1684	6	2	8	1.95	5.20	4.19
Yadgir	1036	639	1675	1	2	3	2.18	5.74	4.87
All Blocks	3159	1668	4827	11	6	17	2.05	5.57	4.48

Source: DISE, 2016-17

The proportion between male and female teachers is seen to vary heavily among the blocks at Yadgir. The male-female imbalance in workforce is seen to be the highest in Shorapur and lowest in Yadgir block. The district of Yadgir has 17 para teachers in a total teaching cadre of 4827. Measuring the average number of teachers each school has, it is seen that at the primary level, Shorapur has 1.95 teachers per school, the lowest among all blocks.

Yadgir has a total of 4827 teachers employed in its Govt. schools, of which 3159 are male and only 1668 are female. Shahapur (1468) employs the lowest number of teachers among all blocks, of which only 528 are female teachers. In the elementary category, Yadgir has a total of 3769 teachers, of which 2401 are male and 1368 are female.

## Professional Qualification of Teachers

District Yadgir	B.El.Ed. ( 51.50%)	B.Ed. or Equivalent (34.29%)	Others (22.0%)
-----------------	--------------------	------------------------------	----------------

Source: DISE, 2016-17



In terms of professional qualifications, 51.50 percent of teachers have a B.El.Ed. degree in the district. Shahapur has the highest proportion of teachers with B.El.Ed. degree (82.26 percent).

Only 34.29 percent have B.Ed. or equivalent degree in the district. Among the blocks, followed by Yadgir (26.63 percent), Shorapur has the most number of teachers with B.Ed. degree (26 percent).



Teachers qualified with a B.Ed. or equivalent Degree in Yadgir



Around 22.0% of the total teaching cadre hold degrees other than a B.Ed. or a B.El.Ed.

Source: DISE, 2016-17

The proportion of the population in blocks across Yadgir district has teachers with no professional degree is 0.37 percent. Shahapur has the highest proportion of untrained teachers (1 percent).

\* other category includes teachers with professional degree equivalent to M. Ed or equivalent, Others, Diploma in Teacher Training and Diploma or Degree in Special Education.

This is a preliminary report published based on publicly available data. Some of the issues discussed in the report are complex in nature and need further investigation and analysis. This publication is freely available for sharing for non-commercial purposes, and without any change, subject to due credit to the publisher.