

The story of a snake charmer

CBSE, EVS, Class - V, Unit - 2

Able to draw the animal they have seen...

P. Paraneeswari,

The lesson is about snake charmer's community called Khalbeliya's. Before discussing about snake charmers it is important to take our students through snakes - what do snakes eat, where they live, how do they behave?

The note below describes the classroom discussion on this topic.

Engaging learners:



Teacher: Which animals do produce these sounds? Bow... Bow... Bow...mew... mew... mew... kaa...kaa...kaa...

Students: Dog...cat...crow

Teacher: Can you recognize this sound?What animal this couldbe?...hiss... hiss... hiss...

Students: Insect!...Eagle!...Tiger!...Lion!...Snake!

Teacher: Can you try once more, guess what this animal could be?

Students: It's a snake.

Teacher: Yes, it's a snake.

Exploring with learners


Teacher: What more do you know about snakes? Where do they live?

Students: House... Behind house ... temple.... forestroad.... water ...snakes live in burrows

Teacher: Why are snakes not living in this classroom?

Students: This classroom is been used by us and there are people all around so snakes don't live here

Teacher: What is missing in this picture?



Students: Ears and nose are missing in this picture

Teacher: Which animal doesn't have ears and nose?

Students: Snakes (this was already discussed in the previous lesson)

Teacher: Then how would they find their prey?

Students: Vibrations of animals... movement of the leaves...using the tongue it help to smell the prey and catch it

Explain: A snake uses its tongue to smell. The tongue carries smelly molecules back to two small openings in the roof of snake's mouth where they're analyzed. Snakes don't have external ears to hear sound waves in the air. Instead, bones in their lower jaw pick up vibrations in the ground or water. The vibes trigger signals in the snake's brain which are received as messages.

Teacher: What do snakes eat?(A list was shown: Eggs, rats, rice, small insects/animals, fruits, vegetables, snakes and fish)

Students: Birds, eggs, small birds. (However some had doubts whether a snake will eat an egg or even another snake. One student rose up and said with confidence that snakes eat small birds since he had seen it once)

Explain: Snakes feed on eggs, rats, small insects/animals, snakes, and fishes. Snakes don't chew their food but they swallow. Showed pictures where snakes seen swallowing their food as a whole. Unlike popular misconceptions, snakes don't drink milk

Teacher: Where have you seen snakes?

Students: Holes, bushes, dirty places, ponds, grass fields etc.

Teacher: Do you know there are poisonous and non-poisonous snakes?

Students: Yes, we know that there are poisonous and non-poisonous snakes

Teacher: What is the meaning of poisonous?

Students: When it bites, the poison enters the person's body through the teeth/fangs and leads to death

Teacher: Are there any medicines for snake bites?

Students: The only way is to go to hospital. (One student talked about his grandfather crushing some leaves and applying them on a snake bite)

Explain: In case of a snake bite, call for emergency assistance immediately. While waiting for emergency assistance, wash the bite with soap and water, immobilize the bitten area and keep it lower

than the heart, cover the area with a clean, cool or moist dressing to minimize swelling and discomfort. Administer anti-venom at the hospital.

A six minute video was shown on snakes to the students. Students watched the video with great interest. It covered topics like types of snakes, how snakes eat, where they live etc.

Evaluation of learning:

Students were asked to write two exciting things that they know about snakes on small slips. Some students couldn't write on their own, so I asked them to tell me what they know and wrote it down for them on the paper. This helped them open up and share what they knew. Some of the answers I got:

I liked the green snake Snakes eat eggs... snakes live in burrows...snakes have teeth... I liked the video showing a snake eating eggs... snakes climb trees very fast...I liked the video showing a snake swallowing a frog... snakes live in fields, plants and trees...I liked to watch the snake twining over an animal...I like the video of the snake flicking its tongue...snakes are found in ant hills...I liked eyes of snakes.

K. SUGITHA
Std A 5

மூலை பாம்பு சப்பும்
ஊலி பாம்பு சப்பும்
குவலை பாம்பு சப்பும்
கெல்லிள பாம்பு சப்பும்
புறது உள்ள பாம்பு சப்பும்
காடுகளில் பாம்பு சப்பும்

நல்லாதி - N. Harish


எனக்கு பாம்பு சாத்திரம் பிடிக்கும்
எனக்கு டேடை பூ
அதில் 10 ஏக்கர் பாம்பு பிடிக்கிற
அதில் 10 ஏக்கர் பாம்பு பிடிக்கிற
பாம்பு சாத்திரம் சாத்திரம்
பாம்பு சாத்திரம் சாத்திரம்

A project on animals around us:

Students were asked to collect some information about animals they see around them. They could write about any animal - dog, cow, rat, cat or anything. Students were given time to carry out the data collection. What children have done is

fantastic. In fact all of them have tried to draw the animal that they have seen. Some of the write-ups are attached here.

It was a very satisfying experience seeing their creative work. After this, I plan to discuss the life of snake charmers with the students.



Date: 19.07.2016

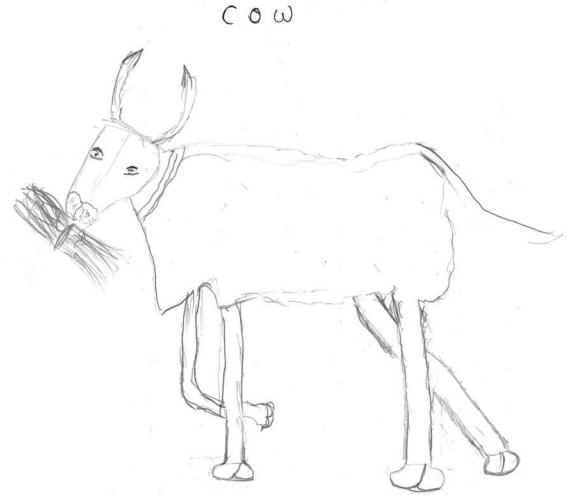
Place: house

Time of Day: (8am) - Tuesday

Weather: Morning.

Where you were: I am went to my house

What nature and wildlife you saw experienced



date : 20.07.16

place : house

time of day: 06.p.m Wednesday

weather : evening

where you were: I went to my house

what nature and wildlife you saw
என. experienced மாடு வந்து டால் அதை பார்த்தே அழகமாக

Project work done by students



P. Paraneeswari, PST, GPS Madukarai Pet.