



## District Profile

### Dungarpur, Rajasthan

Dungarpur is situated in the southern most part of Rajasthan. It is the smallest district of the state as it accounts to just 1.13 percent of the total area of the state which is 3770 sq.km. The most part of the district is hilly . The overall land productivity of the district is rated to be low. The climate of the District is dry and the temperature peaks in month of May. January is the coldest month. The district has a total of 8 sub-divisions, 9 tehsils and 987 villages.

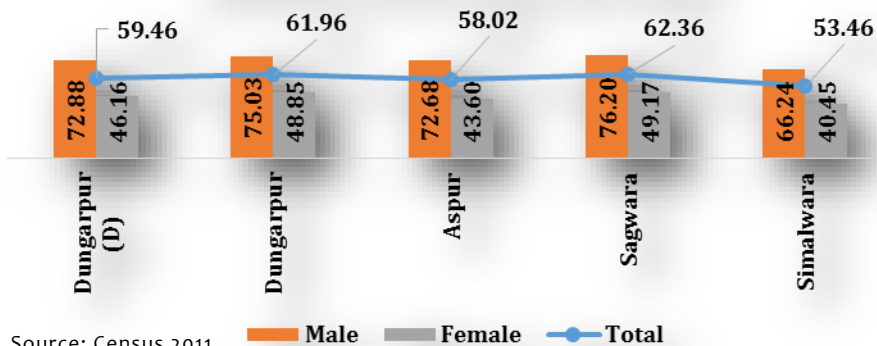
### DEMOGRAPHY

As per Census 2011, the total population of Dungarpur is 1388552. Out of the total population there are 696532 males and 692020 females in the district. Percentage of urban population in Dungarpur is 6.39, hence larger share of population in Dungarpur is rural which becomes 93 percent of the total population. The decadal growth in population of Dungarpur is 25.36 percent. This gives a sex ratio of 994 females per 1000 males which is more than the state average of 928. The Scheduled Caste population in the district is 3.76 percent while Scheduled Tribe comprises 70.84 percent of the population.

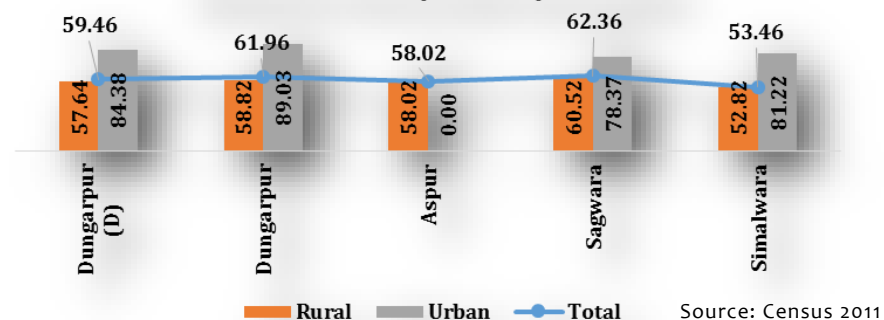
### LITERACY

The overall literacy rate of district is 59.46 percent while the male & female literacy rate is 72.88 and 46.16 percent respectively. At the block level, a significant variation is noticeable in male-female literacy rate. Sagwara block has the highest male literacy rate of 76.20 percent, female literacy rate of 43.60 percent. The lowest literacy rate is in Aspur block, has 72.6 percent of male and 43 percent of female literacy rate.

**Blockwise Literacy Rate: By Gender**



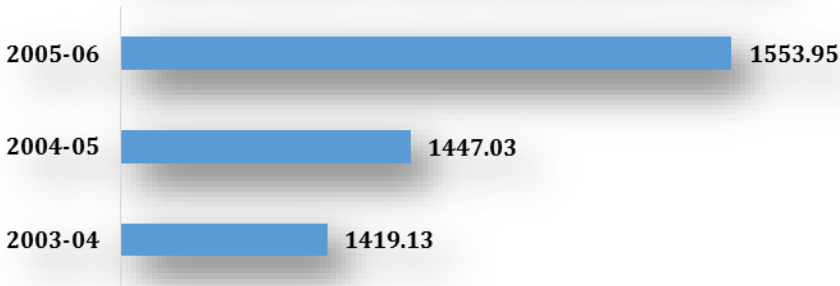
**Blockwise Literacy Rate: By Location**



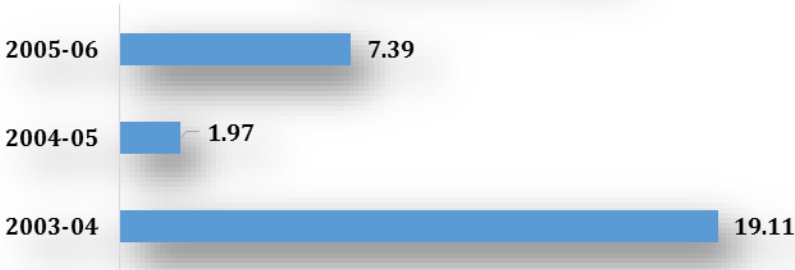
A significant difference is notable in the literacy rate of rural and urban regions of Dungarpur. Rural region has a literacy rate of 57 percent while it is 84.38 percent in urban areas. A closer look at block level data reveals that literacy rate in rural areas is much less than that of the urban. Only Sagwara has 60 percent of rural literacy rate else all other three blocks (Dungarpur, Aspur, Simalwara) have approximately 57 percent of literacy rate in rural areas.

# SOCIO-ECONOMIC PROFILE

Gross Domestic Product (GDP) (in Rs. Crore)



Growth Rate % (YOY)




Source: data.gov.in

The above two charts provides data on GDP and growth rate of Dungarpur over a period of three years from 2003-04 to 2005-06. Chart shows that the GDP of Dungarpur has increased had slightly increased in the year 2003 and 2004 but a significant increase in GDP was observed in the year 2005-06. It was Rs. 1447 in year 2004-05 and it was increase to Rs. 1553 in 2005-06. It appears from the chart that growth rate of Dungarpur was fluctuating over these three years. It was 19.11 percent in 2003-04, from which it became 1.96 percent in year 2004-05 and it was observed to be 7.388 in the year 2005-06.

The percentage of main workers in the total workforce in Dungarpur is 33.73 percent which is significantly more than the State main workers (70.46 percent) as per Census 2011.

Among the four categories, Cultivators alone form about 35.52 percent of all workers while agricultural labourers forms 36.59 percent. The catchall category ‘Other Workers’ form about 33.80 percent of the entire working population of the district. Apart from these, household workers includes 1.95 percent of It includes forms of employment in secondary and tertiary sector . It shows that majority of the workforce are engaged in agricultural labour.



Source: Census 2011

In terms of work participation rate (WPR) in the district, the male WPR is 49.76 percent whereas for female it is 42.61 percent.

In Dungarpur block male WPR is 49.57 percent while female WPR is 40.21 percent. Male WPR is highest in Aspur (52.20 percent), and its female counterpart is highest in Simalwara (46.10 percent).

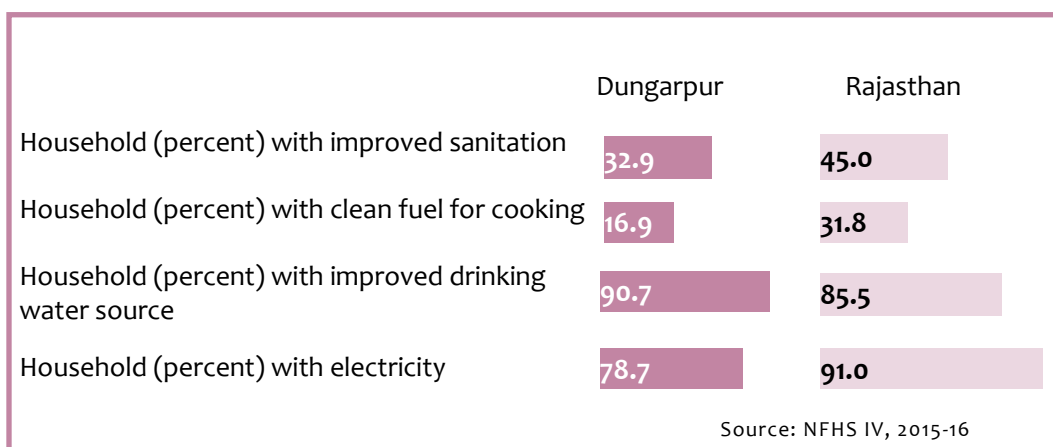
Work Participation Rate		
	Male	Female
Dungarpur (D)	49.76%	42.61%
Dungarpur	49.57%	40.21%
Aspur	52.20%	43.80%
Sagwara	49.13%	42.03%
Simalwara	49.04%	46.10%

Source: Census 2011

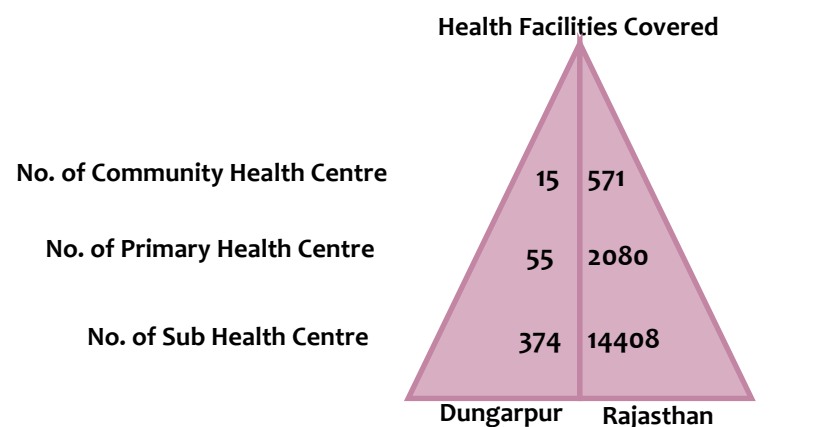
Work Participation Rate for males is lowest in Simalwara (49.04 percent) and for females its lowest in Dungarpur block (40.21 percent).

## BASIC AMENITIES & HEALTH

As per NFHS IV, in Rajasthan there is just 45 percent of household have improved sanitation, while the figure of Dungarpur is even less than the state average as it has just 32.9 percent of households with improved sanitation. The same source suggests that only 16.9 percent of household in Dungarpur and 31.8 percent of household in state use clean fuel for cooking. Apart from sanitation facility and clean fuel, 90.7 percent of household have improved drinking water source in Dungarpur. While in Dungarpur, just 78.7 percent of household have electricity facility, across the state, overall 91 percent of household have electricity facility.



In terms of health facilities, besides a district hospital, there is a network of sub- health centres (SHCS/Sub-HCs), Primary Health Centres (PHCs) and Community Health Centres (CHCs) across the district. CHCs have the highest spread, followed by PHCs and then sub- health centres. Hence, CHCs and PHCs cater to a higher proportion of population than sub- health centres. The Sub-Centre is the most peripheral and first contact point between the primary health care system and the community. There is a PHC for 6 Sub-Centres while CHCs act as a referral unit for 4 PHCs.



Infant Mortality Rate	
Dungarpur	63#
Rajasthan	46*


Source: #AHS 2012-13; \*SRS 2016

Maternal Mortality Ratio	
Dungarpur	265
Rajasthan	208

Source: AHS 2012-13

## Institutional Births

The overall percentage of institutional births recorded in Dungarpur and Rajasthan varies moderately. In Dungarpur 95.6 percent of institutional births are recorded for the year 2016-17. Among that the institutional births at public facility is only 77.8 percent in Dungarpur. In Rajasthan 96.9 percent of institutional births was reported, and 76.9 percent institutional birth was reported at public medical facilities in Dungarpur.



Source: HMIS 2016-17

EDUCATIONAL STATUS — DISTRICT

(Government Schools include schools administered under Central Government, Local Bodies, Tribal and Social Welfare Department and Department of Education)

Dungarpur has 2482 Govt. schools, of which 2471 are till elementary grade. The district has 119 contractual teachers. Out of total Govt. schools in Dungarpur, 797 elementary schools have Anganwadi Centres. In other words, total 32.2 percent of government schools have AWCs. In Dungarpur, a typical school has 3.60 teachers on average at elementary to higher secondary grade, while it is approximately 3.6 teachers at the elementary level. Pupil Teacher Ratio (PTR) at the elementary level is 25 in Dungarpur, while it is 34 across schools with elementary to higher secondary grades.

Government Schools– Elementary to Hr. Secondary Grade			Government Schools– Elementary Grade Only		
	797	Number of school having AWC*	797		
	2482	Number of school	2471		
	302026	Total enrolment (excluding AWC)	221851		
Girls enrolment is 1.02 times higher than boys enrolment	149804	Boys enrolment	111046	Girls enrolment is 1.00 times higher than boys enrolment	
	152222	Girls enrolment	110805		
	8937	Total teachers	8805		
	119	Contractual teachers	119		
Male teachers are 2.6 times more than female teachers	6478	Male teachers	6385	Male teachers are 2.54 times more than female teachers	
	2459	Female teachers	2420		
	3.60	Average number of teachers per school	3.6		
	34	Pupil teacher ratio	25		
		*Anganwadi Centres			
		Source: DISE, 2016-17			

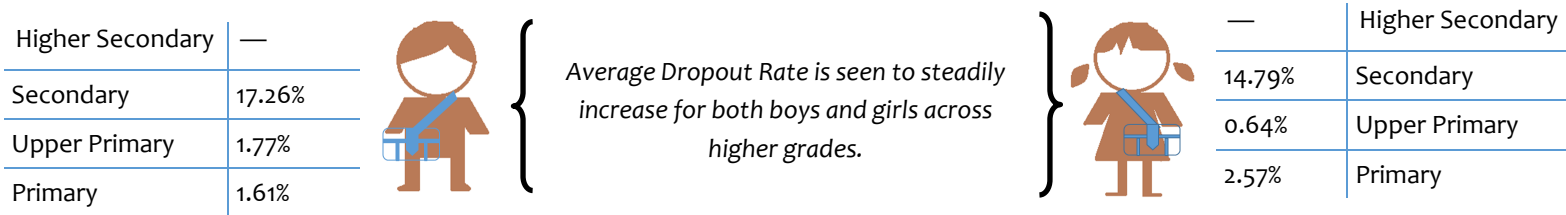
School Facilities

As far as provision of infrastructure facilities are concerned, 2471 elementary schools and 2482 all grade schools have school buildings. Library facilities in available 1677 all grade government schools of Dungarpur. Out of the total schools, only 2454 all grade government schools have girls toilet .

Average Annual Dropout Rate

Data on drop-out rate in Govt. schools in Dungarpur at the Primary level is 2.09. It is seen to increase as one moves across higher grades. It is 1.21 percent at the Upper Primary level, 15.99 percent at Secondary level.

In Dungarpur, boys tend to drop out slightly more than girls, and dropout rate increases as pupils move up the grade ladder.



Source: DISE, 2016-17

EDUCATIONAL STATUS — BLOCK

Anganwadi Centres (AWCs)

Blocks	No. of schools having AWCs	Total number of schools	Percentage of schools with AWCs
All Schools			
Aspur	58	186	31.18
Bicchiwara	99	340	29.12
Chikhali	58	211	27.49
Dovda	68	233	29.18
Dungarpur	86	242	35.54
Galiyakot	89	195	45.64
Jhontari	95	235	40.43
Sabla	37	208	17.79
Sagwara	130	400	32.5
Simalwara	77	232	33.19
All Blocks	797	2482	32.11

Source: DISE, 2016-17

Among the 10 blocks of the district, Galiyakot block has the highest percentage of school with AWCs, 45.64 percent followed by Jhonthari with 40.43 percent and Dungarpur with 35.54 percent.

The overall district data says that, only 32 percent of total schools of Dungarpur have AWCs.

## EDUCATIONAL STATUS — BLOCK

Blocks	No. of Schools
Aspur	186
Bicchiwara	340
Chikhali	211
Dovda	233
Dungarpur	242
Galiyakot	195
Jhonthari	235
Sabla	208
Sagwara	400
Simalwara	232
<b>All Blocks</b>	<b>2482</b>

Enrolment		
Boys	Girls	Total
10624 (50.71%)	10328 (49.29%)	20952
18279 (49.11%)	18939 (50.89%)	37218
13990 (50.83%)	13532 (49.17%)	27522
13299 (48.32%)	14225 (51.68%)	27524
19140 (49.52%)	19509 (50.48%)	38649
12372 (49.99%)	12377 (50.01%)	24749
13544 (48.57%)	14344 (51.43%)	27888
11053 (50.55%)	10812 (49.45%)	21865
23418 (49.52%)	23869 (50.48%)	47287
14085 (49.64%)	14287 (50.36%)	28372
149804 (49.6%)	152222 (50.4%)	302026

Pupil Teacher Ratio		
Primary Only	Primary with Upper Primary	Total
20	25	28
27	35	35
41	48	50
28	32	34
28	27	32
28	28	30
30	39	40
28	34	35
22	29	30
30	38	37
28	32	34

Source: DISE, 2016-17

Dungarpur has a total of 10 blocks with 2482 Government schools. Sagwara has 400 Govt. schools, the highest among all blocks, while Aspurs has only 186 Govt. schools which is the lowest number of schools among all blocks. Enrolment rate of boys and girls are more or less similar across the district. Except, Aspurs, Chikhali and Sabla block, in all other blocks enrolment rate of girls is more than the boys (by 1-2 percent). The overall data of the district says that, boys enrolment rate is 49.6 percent and girls enrolment rate is 50.4 percent.

Blocks	Teachers		
	Male	Female	Total
Aspur			
Bicchiwara	596	162	758
Chikhali	775	303	1078
Dovda	481	70	551
Dungarpur	545	269	814
Galiyakot	670	554	1224
Jhonthari	647	191	838
Sabla	507	195	702
Sagwara	514	103	617
Simalwara	1165	426	1591
	578	186	764
<b>All Blocks</b>	<b>6478</b>	<b>2459</b>	<b>8937</b>

Contractual Teachers		
Male	Female	Total
3	1	4
18	6	24
6	1	7
14	4	18
3	2	5
5	5	10
7	1	8
3	2	5
18	12	30
6	2	8
83	36	119

Average no. of teachers per school		
Primary Only	Primary with Upper Primary	Total
1.99	5.51	4.08
1.63	4.72	3.17
1.45	4.32	2.61
1.71	5.19	3.49
2.12	6.30	5.06
1.77	5.19	4.30
1.49	4.15	2.99
1.49	4.59	2.97
1.75	4.67	3.98
1.61	4.17	3.29
1.69	4.92	3.60

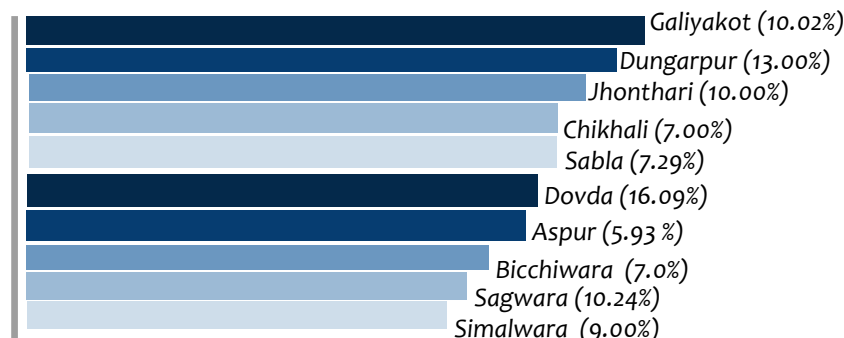
Source: DISE, 2016-17

The proportion between male and female teachers is seen to vary heavily among the blocks of Dungarpur. The male-female imbalance in workforce is seen to be the highest in Sagwara block, with 1165 male teachers and 426 female teachers. There is a total of 119 contractual teachers. Measuring the average number of teachers each school has, it is seen that at the primary level, the district has just 1.69 teachers and upper primary level has 4.92 teachers, which becomes an average number of 3.60 teachers per school.

## Professional Qualification of Teachers

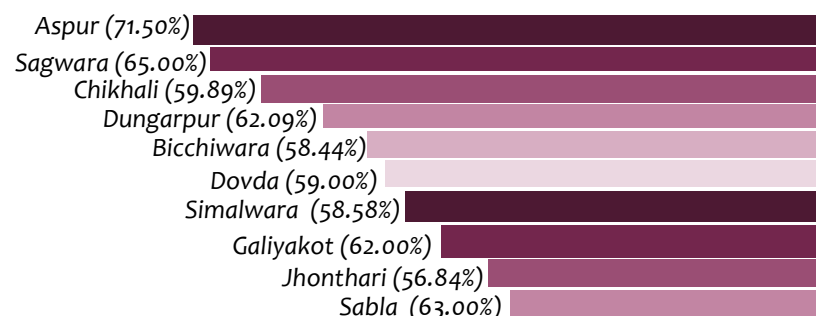
District Dungarpur	B.El.Ed. (5.48%)	B.Ed. or equivalent (36.49%)	Others (15.96%)
--------------------	------------------	------------------------------	-----------------

Teachers qualified with a B.El.Ed. Degree in Dungarpur



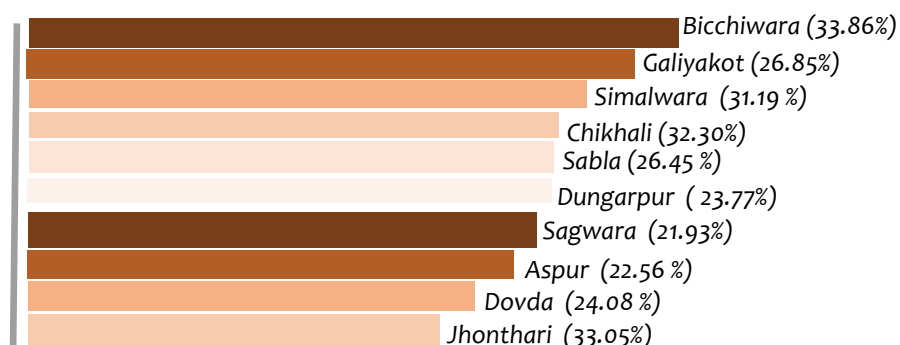
In terms of professional qualifications, a meagre 5.48 percent of teachers have a B.El.Ed. degree only in the district. Dungarpur block has 13.00 percent of B.El.Ed. qualified teachers.

Another 36.49 percent have B.Ed. degrees as well in the district. Among the blocks, Aspur has the highest percentage of B.Ed. Qualified teachers. Sagwara also has 71.50 percent of B.Ed. Qualified teachers



Teachers qualified with a B.Ed. or equivalent Degree in Dungarpur

Teachers qualified with any other\* degree in Dungarpur



Around 15.96% of the total teaching cadre hold degrees other than a B.Ed. or a B.El.Ed.

There is a significant proportion of the population in blocks across the district with no professional degree (0.52 percent).

Source: DISE, 2016-17

\* other category includes teachers with professional degree equivalent to M. Ed or equivalent, Others, Diploma in Teacher Training and Diploma or Degree in Special Education.