



District Profile

Dhamtari, Chhattisgarh

Dhamtari falls under the Raipur division of Chhattisgarh state. The total area of the district is 4081.93 sq. km.. The district is administratively divided into 4 tehsils and 4 blocks (Dhamtari, Kurud, Magarlod and Nagri), with a total of 651 villages between them. Of this, 615 are populated.

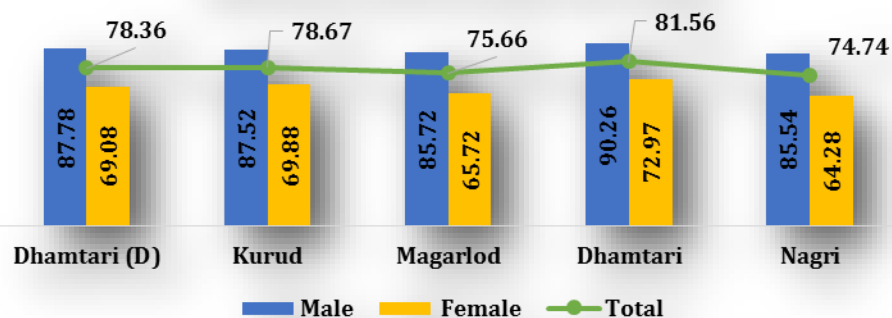
DEMOGRAPHY

As per Census 2011, the total population of Dhamtari is 799,781 which accounts for 3.13 percent of the total population of State. The percentage of urban population in Dhamtari is 18.66 percent. Out of the total population there are 397,897 males and 401,884 females in the district. This gives a sex ratio of 1011 females per 1000 males. The decadal growth rate of population in Chhattisgarh is 22.59 percent, while Dhamtari reports a 13.11 percent decadal increase in the population. The district population density is 196 in 2011. The Scheduled Caste population in the district is 7 percent while Scheduled Tribe comprises 26 percent of the population.

LITERACY

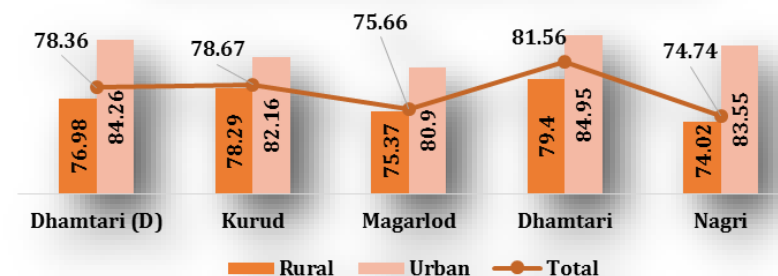
The overall literacy rate of Dhamtari district is 78.4 percent while the male & female literacy rate is 87.8 and 69.1 percent respectively. At the block level, a considerable variation is noticeable in male-female literacy rate. Nagri has the lowest literacy rate 74.7 percent, with 85.5 percent men and 64.28 percent women being literate. Dhamtari block, subsequently, has the highest literacy rates– among both males and females. The male literacy rate is 90.3 percent, while that for females is 72.9 percent.

Blockwise Literacy Rate: By Gender



Source: Census 2011

Blockwise Literacy Rate: By Location



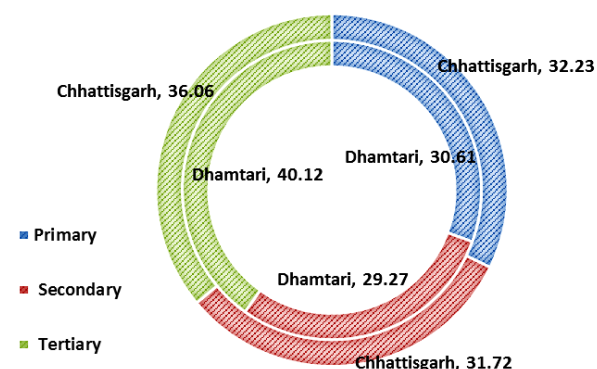
Source: Census 2011

A significant difference is notable in the literacy rate of rural and urban Dhamtari. Rural Dhamtari has a literacy rate of 77 percent while the same in urban areas is 84.3 percent. A closer look at block level data reveals that literacy rate in rural areas lag behind the literacy rate of urban areas. Dhamtari block has an urban literacy rate of 84.95 percent, and a rural literacy rate is 79.40 percent, thereby ranking highest among all blocks. Nagri ranks lowest in rural literacy rate, at 74.02 percent, while the lowest urban literacy rate is recorded in Magarlod (80.9 percent).

SOCIO-ECONOMIC PROFILE

The three sectors of the economy – primary, secondary and tertiary – reflect the direction of growth of any region. In Dhamtari, the tertiary (services) sector contributed the maximum share of 40.12 percent to Gross District Domestic Product (GDDP) compared to Chhattisgarh's share of 36.06 percent to GSDP in 2006-07. The district's secondary (industrial) sector contributes less than 1/3rd to GDDP (29.27 percent) while the contribution to primary sector is 30.61 percent. The GDDP of Dhamtari in tertiary sector is higher compared to that in Chhattisgarh.

Sector wise Gross District Domestic Product (GDDP) for 2006-07: Comparison between Dhamtari and Chhattisgarh



Source: Directorate of Economics and Statistics, Govt. of Chhattisgarh

The per capita income or average income measures the average income earned per person in a given area in a specified year. Dhamtari's per capita income in 2006-07 (Rs. 15659). Low per capita income is usually an indicator of poverty in a region. Figures drawn from Bhandari and Chakrabarty, 2015 shows Dhamtari district has 29% of its population below the poverty line. In absolute terms this is about 2.5 lakhs below the poverty line. This is the district with one of the lowest number of the poor in the state (40%).

The percentage of main workers in the total workforce in Dhamtari is 83.2 percent which is significantly more than the State main workers (67.66 percent) as per Census 2011.

Among the four categories, Cultivators form about 34 percent of all workers, while agricultural labourers form 45.3 percent. The catchall category 'Other Workers' form about 19.2 percent of the entire working population of the district. It includes forms of employment in secondary and tertiary sector.



Cultivators–
33.6 percent



Agricultural
Labourer–
45.3 percent



Household
Workers–
1.8 percent



Other Workers–
19.2 percent

Source: Census 2011

In terms of work participation rate (WPR) in the district, the male WPR is 56.9 percent whereas for female it is 44 percent.

In Nagri block percentage of male WPR is highest (60.6 percent) while Dhamtari reported lowest male WPR (55.4 percent)

Among female, the highest WPR is reported from Nagri block (51.5 percent) and lowest from Dhamtari block (36.5 percent).

Comparing all blocks, in Nagri block both male and female WPR is considerably high.

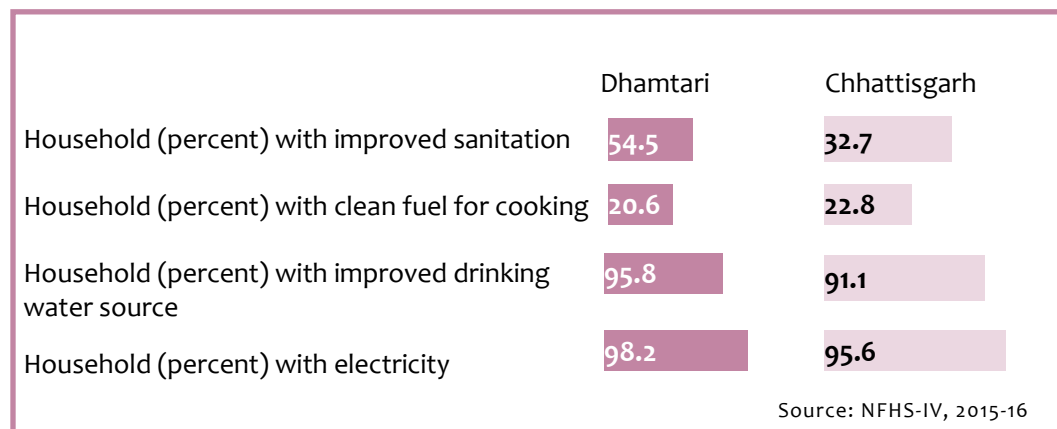
Work Participation Rate

	Male	Female
Dhamtari (D)	56.9%	43.9%
Kurud	56.1%	45.3%
Magarlod	56.3%	47.1%
Dhamtari	55.4%	36.5%
Nagri	60.6%	51.5%

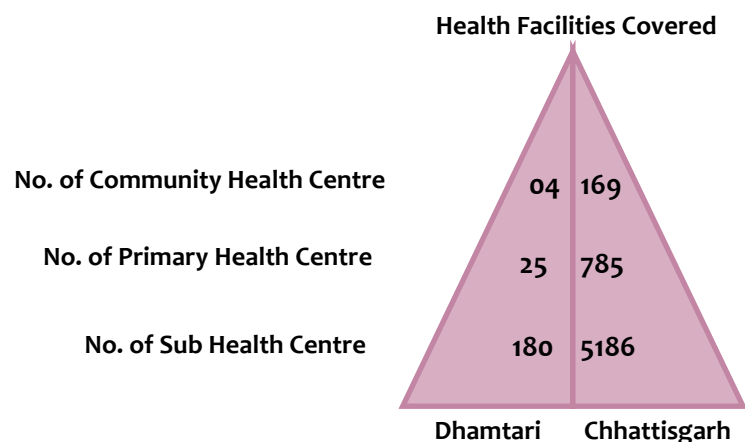
Source: Census 2011

BASIC AMENITIES & HEALTH

As per NFHS IV, in Chhattisgarh, 91.1 percent of households have access to improved drinking water, while in Dhamtari 95.8 percent household has access to drinking water facilities. The same survey reports that 54.5 percent household have improved sanitation facilities which is more than state average of 32.7 percent. Apart from drinking water and sanitation facility, only 20.6 percent of household use clean fuel for cooking compared to state average of 22.8 percent. However, in the district, 98.2 percent of household having electricity which is higher than the state average (95.6 percent).



In terms of health facilities, besides a district hospital, there is a network of sub- health centres (SHCS/Sub-HCs), Primary Health Centres (PHCs) and Community Health Centres (CHCs) across the district. CHCs have the highest spread, followed by PHCs and then sub- health centres. Hence, CHCs and PHCs cater to a higher proportion of population than sub- health centres. The Sub-Centre is the most peripheral and first contact point between the primary health care system and the community. There is a PHC for 6 Sub-Centres while CHCs act as a referral unit for 4 PHCs.



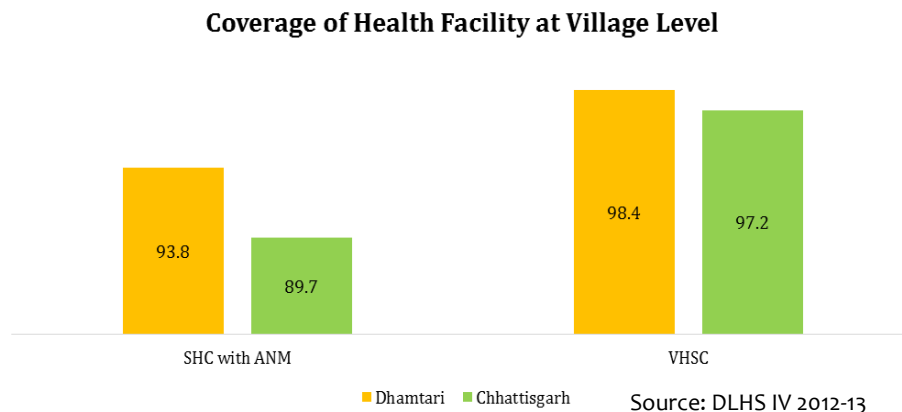
Source: Rural Health Statistics 2016-17

Primary Health Centres coverage in Dhamtari is for approx. 30034 persons, thereby ranking 4th among districts of Chhattisgarh in terms of accessibility. Mahasamund covers 47829 people in the district, thereby ranking top. (DLHS-IV)

In terms of coverage by Community Health Centre coverage in Dhamtari, they cater to 175928 persons and ranks 5th from top. Among other districts, Bilaspur ranks highest in terms of coverage by Community Health Centres and Kanker ranks lowest. (DLHS-IV)

In terms of accessibility of healthcare facilities in Dhamtari, 81.8 percent of villages are within the 3-km radius of the Sub-Health Centres while 72.73 percent of villages are within the 10-km radii of Primary Health Centres. Comparing at the state level, 77.5 percent of villages are within 3 km radii of Sub-Health Centres, while 81.4 percent villages are within the 10 km radius of Primary Health Centres. (DLHS-IV)

The chart below shows the percentage of Auxiliary Nurse & Midwives (ANM), number of Accredited Social Health Activist (ASHA) workers and Village Health Nutrition and Sanitation Committee (VHNSC) in Dhamtari and Chhattisgarh. It appears from the chart that in Dhamtari the total percentage of Sub Health Centres (Sub-HC) having ANM is 93.8 whereas its 89.7 percent for Chhattisgarh. About 98.4 percent of villages have VHNSC in Dhamtari, while 97.2 percent villages in Chhattisgarh have VHNSC. There is however no data available on the presence of ASHA (Accredited Social Health Activist) in the DLHS 4 Report for Chhattisgarh.



Infant Mortality Rate		Maternal Mortality Ratio	
Dhamtari	47	Dhamtari	211
Chhattisgarh	43*	Chhattisgarh	244

Source: *SRS 2016, AHS 2012-13

Mortality Rate


Infant Mortality Rate of Dhamtari shows that in the year 2014, the district recorded 47 infant deaths under one year per 1000 live births, while the same at the state level was 43.

Maternal Mortality Rate, which is the annual number of female deaths per 10,000 live births, reports that Dhamtari experienced 211 maternal deaths as against 244 deaths in Chhattisgarh.

Institutional Births

The overall percentage of institutional births recorded in Dhamtari and Chhattisgarh varies significantly. In Dhamtari 98.2 percent institutional births are recorded, compared to 92.2 percent births in Chhattisgarh.

However, institutional birth record rate in public healthcare units is moderate, both in Dhamtari (54.9 percent) and Chhattisgarh (75.1 percent).



Source: HMIS 2016-17

EDUCATIONAL STATUS — DISTRICT

(Government Schools include schools administered under Central Government, Local Bodies, Tribal and Social Welfare Department and Department of Education)

Dhamtari has 1453 Govt. schools, of which 1328 are till elementary grade. The district has no contractual teachers.

Only 342 out of 1328 Govt. elementary schools have in Dhamtari have Anganwadi Centres. Of all 1453 Govt. schools; only 342 have Anganwadis. In other words, only 23.5 percent of all Govt. schools have Anganwadis, of which 25.7 percent of Govt. Elementary schools are seen to have AWCs.

In Dhamtari, a typical school has 4.18 teachers on average at elementary to higher secondary grade, while it is approximately 3.6 teachers at the elementary level.

Pupil Teacher Ratio (PTR) at the elementary level is 18 in Dhamtari, while it is 22 across schools with elementary to higher secondary grades.

Government Schools– Elementary to Hr. Secondary Grade

Government Schools– Elementary Grade Only

	342	Number of school having AWC*	342	
	1453	Number of school	1328	
	132845	Total enrolment (excluding AWC)	88935	
Girls enrolment is 0.91 times higher than boys enrolment	63222	Boys enrolment	43771	Girls enrolment is 0.97 times higher than boys enrolment
	69623	Girls enrolment	45164	
	6067	Total teachers	4846	
	00	Contractual teachers	00	
Male teachers are 1.84 times more than female teachers	3929	Male teachers	3159	Male teachers are 1.87 times more than female teachers
	2138	Female teachers	1687	
	4.18	Average number of teachers per school	3.6	
	22	Pupil teacher ratio	18	

*Anganwadi Centres

Source: DISE, 2016-17

School Facilities

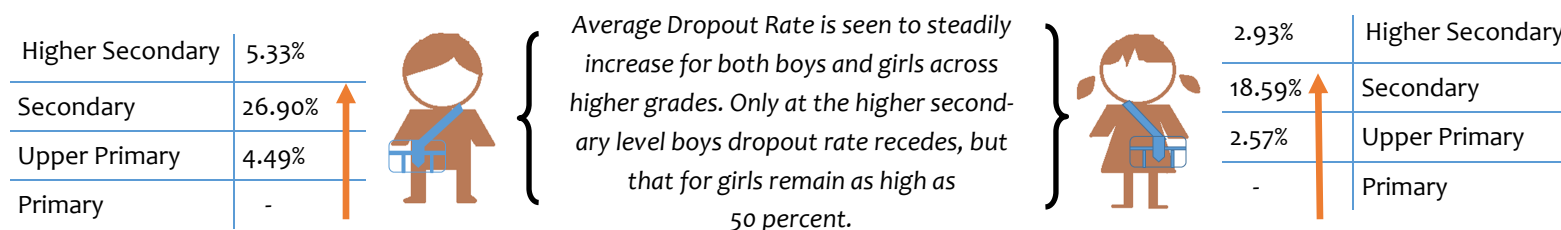
As far as provision of infrastructure facilities are concerned, the district has 1322 elementary public schools with buildings, while 1440 out of 1448 schools have school buildings as well.

Library facilities in government schools hardly reflect any inconsistencies. Of the 1448 public schools, 1429 schools have libraries, which roughly implies near-full coverage. A similar situation is observed among the 6 blocks of Dhamtari, with almost all public schools having libraries.

Average Annual Dropout Rate

Data on drop-out rate in Govt. schools in Dhamtari at the Primary level is unavailable. It is seen to increase as one moves across higher grades. It is 3.51 percent at the Upper Primary level, a 22.41 percent at Secondary level. At the Higher Secondary level drop-out rate, however, falls to 3.94 percent.

In Dhamtari, boys tend to drop out slightly more than girls, and dropout rate increases as pupils move up the grade ladder, except for at the Higher Secondary level. At the **Higher Secondary level**, dropout rate among boys is 5.3 percent, while the same among girls is as high as 2.93 percent.



Source: DISE, 2016-17

EDUCATIONAL STATUS — BLOCK

Anganwadi Centres (AWCs)

Among the 4 blocks of Dhamtari, 29.09 percent of all Govt. schools in Dhamtari block have Anganwadi centres. On the contrary, Kurud has only 19.07 percent of its Govt. schools with AWCs. None of Dhamtari, Kurud, Magarlod, Nagri have even half of their Govt. schools covered by Anganwadi centres.

Blocks	No. of schools having AWCs	Total number of schools	Percentage of schools with AWCs
All Schools			
Dhamtari	105	361	29.09
Kurud	66	346	19.07
Magarlod	51	246	20.73
Nagri	120	500	24
All Blocks	342	1453	23.54

Source: DISE, 2016-17

We make an effort to categorize blocks into four broad categories based on the proportion of schools that have Anganwadi Centres (Very Less, Less, Moderate, High)— it is seen that there exists moderate disparity across blocks. In Kurud, approximately only 19.07 percent of all schools have AWCs. In the immediate next category, features Magarlod, with less than a quarter of its schools covered by AWCs. In Nagri and Dhamtari, a little more than 20 percent of their schools have Anganwadis.

EDUCATIONAL STATUS — BLOCK

Blocks	No. of Schools	Enrolment			Pupil Teacher Ratio		
		Boys	Girls	Total	Primary Only	Primary with Upper Primary	Total
Dhamtari	361	17922 (46.73%)	20430 (53.27%)	38352	19	0	22
Kurud	346	19191 (47.63%)	21097 (52.36%)	40288	22	0	24
Magarlod	246	10675 (47.61%)	11748 (52.39%)	22423	18	0	22
Nagri	500	15434 (48.56%)	16348 (51.44%)	31782	16	0	20
All Blocks	1453	63222 (47.59%)	69623 (52.40%)	132845	19	0	22

Source: DISE, 2016-17

Dhamtari has 1453 Govt. schools, of which 1328 are Elementary schools. Nagri has 500 Govt. schools, the highest among all blocks, while Magarlod has only 246 Govt. schools. Enrolment rate among girls remain constantly higher than that for boys across all blocks in Dhamtari. In Nagri, Govt. schools account for 48.56 percent of boys in total enrolment, thereby recording highest proportion of boys enrolment among all blocks. Dhamtari block, on the contrary, records the highest share in girls enrolment. Pupil Teacher Ratio (PTR) at primary level remains well below the RTE mandate of 30, with the lowest PTR appearing to be in Nagri (16) block of Dhamtari and the highest in Kurud (22). Dhamtari has no schools at the upper primary level, so PTR does not apply in this case. Average PTR is 22 in Dhamtari and Magarlod.

Blocks	Teachers			Contractual Teachers			Average no. of teachers per school		
	Male	Female	Total	Male	Female	Total	Primary Only	Primary with Upper Primary	Total
Dhamtari	997	781	1778	0	0	0	3.55	0.00	4.93
Kurud	1055	610	1665	0	0	0	3.66	0.00	4.81
Magarlod	713	289	1002	0	0	0	3.35	0.00	4.07
Nagri	1164	458	1622	0	0	0	2.36	0.00	3.24
All Blocks	3929	2138	6067	0	0	0	3.07	0.00	4.18

Source: DISE, 2016-17


The proportion between male and female teachers is seen to vary heavily among the blocks at Dhamtari. The male-female imbalance in workforce is seen to be the highest in Nagri, and lowest in Dhamtari block. Interestingly, the district of Dhamtari has no para teachers in a total teaching cadre of 6067. Measuring the average number of teachers each school has, it is seen that at the primary level, Nagri has only 2.36 average teachers per school, the lowest among all blocks.

Dhamtari has a total of 6067 teachers employed in its Govt. schools, of which 3929 are male and 2138 are female. Magarlod (713) employs the lowest number of teachers among all blocks, of which 289 are female teachers. Relatively, greater number of teachers are employed in Govt. schools having Primary as well as Upper Primary sections. In the elementary category, Dhamtari has a total of 1778 teachers, of which 781 are female and 997 are male.

Professional Qualification of Teachers

District Dhamtari	B.El.Ed. (2.19 %)	B.Ed. or equivalent (22.07%)	Others (66.56%)
-------------------	-------------------	------------------------------	-----------------

Teachers qualified with a B.El.Ed. Degree in Dhamtari



In terms of professional qualifications, a meagre 2.19 percent of teachers have a B.El.Ed. degree only in the district. Nagri has the highest proportion of teachers with B.El.Ed degree (3.14 percent).

Another 22.07 percent have B.Ed. degrees as well in the district. Among the blocks, followed by Kurud (26.42 percent), Dhamtari has the most number of teachers with B. Ed. degree (26.7 percent).



Teachers qualified with a B.Ed. or equivalent Degree in Dhamtari

Teachers qualified with any other* degree in Dhamtari



Around 66.56% of the total teaching cadre hold degrees other than a B.Ed. or a B.El.Ed

Source: DISE, 2016-17

A significant proportion of the population in blocks across Dhamtari district has teachers with no professional degree (9.35 percent). Nagri has the highest proportion of untrained teachers (10.78 percent).

* other category includes teachers with professional degree equivalent to M. Ed or equivalent, Others, Diploma in Teacher Training and Diploma or Degree in Special Education.