

Activity 2: Vocabulary building through story telling

Objective: to build listening skills, comprehension, creative thinking, vocabulary enrichment and using vocabulary in sentence structuring

Level

4-6 years

Material

Cards of words: Huge, large, big, enormous,

Picture cards: Giant, ship, elephant, rock

Story: Enormous Turnip

Procedure

Read the story “Enormous Turnip” with the students. While reading the story use synonyms like “Big”, “Large”, “Huge” and “Enormous” while describing the turnip. Encourage the students to use these words also during the story time.

Once the story is over, place the 4 vocabulary words on board and scatter picture cards (ship, elephant etc.) on a table. Now you can ask the students to describe each picture with the appropriate word. For example you can ask them ‘How is the ship looking?’. If they say ‘BIG’ then you ask them to say the first sound of the word ‘big’ and then place the ‘big’ card before ‘ship’ and read aloud “A big ship”. Now make the students pick the other picture and place it under the correct word and frame a phrase or a sentence, for example, enormous, giant, huge rock. Through this activity you can also teach (older students) the appropriate use of each vocabulary item (example: ‘huge’ will be more apt for ‘rock’ rather than ‘enormous’).

Activity 3: Listen and guess

Level: 6 years olds

Objective: to develop listening skills, phonetic discrimination, comprehension, making inferences and thinking skills.

Material: Picture Sheet, letter cards, picture cards,







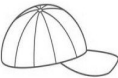
Instructions

Give the picture sheet and a set of letter cards to children. Ask them to look at the picture sheet and follow the instructions carefully. The instructions can be as follows:

“Look at the boy in the first box. What do you think he needs to carry? Choose the correct picture card and then place the letter with which the word ‘umbrella’ starts.”

Similarly all the instructions will be given and the child who places all the picture cards correctly is the winner.

Picture sheet

		
		
	 Ball	
B	U	C

Bhavna Tandon, DPS International School, R. K. Puram, New Delhi.

bhavnatandan@gmail.com

Activity 4: Matching the titles

Level: Beginning readers (in groups of 4-5)

Objective

1. To be able to match words
2. Develop the ability to use the visual cues in reading

Material

1. 50 or more books
2. Slips of paper