



District Profile Tonk, Rajasthan



Tonk is bounded on the north by Jaipur district, in the east by Sawai Madhopur district and in the west by Ajmer district. The total geographical area of Tonk district is 7.16 lac hectares, but for land utilization purpose the area is reported to be 7.19 lac hectares in the year 2002-03 as per land record papers. Tonk district occupies 20th position among the existing 33 districts of the state as far as its area is concerned. The total area of the District is 7194 Sq. Km.

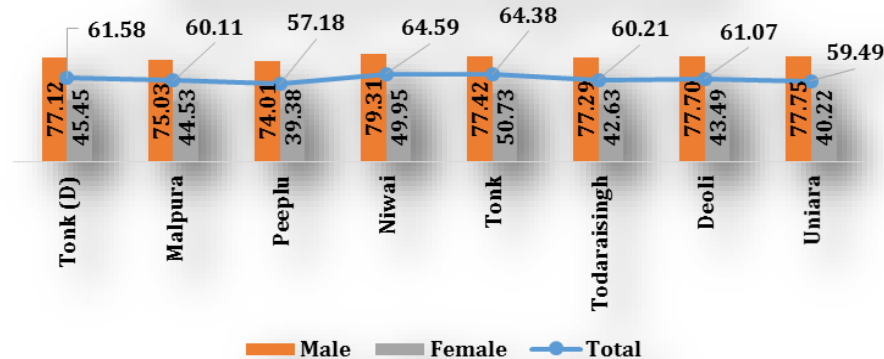
DEMOGRAPHY

As per Census 2011, the total population of Tonk is 1421326. The percentage of urban population in Tonk is 22.35 percent. Out of the total population there are 728136 males and 693190 females in the district. This gives a sex ratio of 952 females per 1000 males. The decadal growth rate of population in Rajasthan is 21.31 percent, while Tonk reports a 17.30 percent of decadal increase in the population. The district population density is 197.57 in 2011. The Scheduled Caste population in the district is 20.26 percent while Scheduled Tribe comprises 12.54 percent of the population.

LITERACY

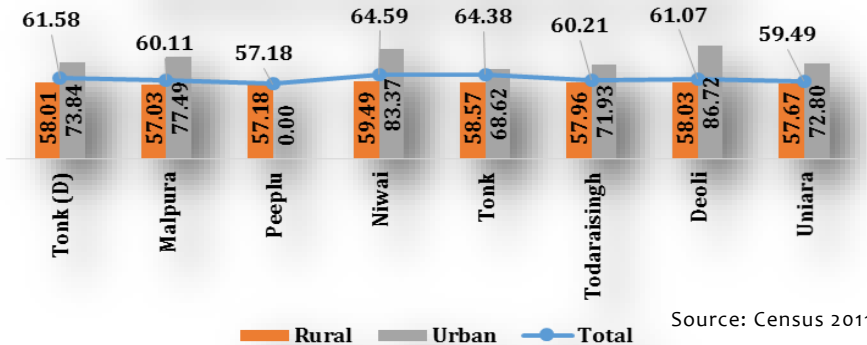
The overall literacy rate of district is 61.58 percent while the male & female literacy rate is 77.12 and 45.45 percent respectively. At the block level, a considerable disparity is noticeable in the male-female literacy rate. Niwai has the highest male literacy rate of 79.31 percent and Tonk a female literacy rate of 50.73 percent. Similarly, the lowest male and female literacy rate is found in Peeplu (74.03 percent) and Uniara (40.22 percent) blocks respectively.

Blockwise Literacy Rate: By Gender



Source: Census 2011

Blockwise Literacy Rate: By Location

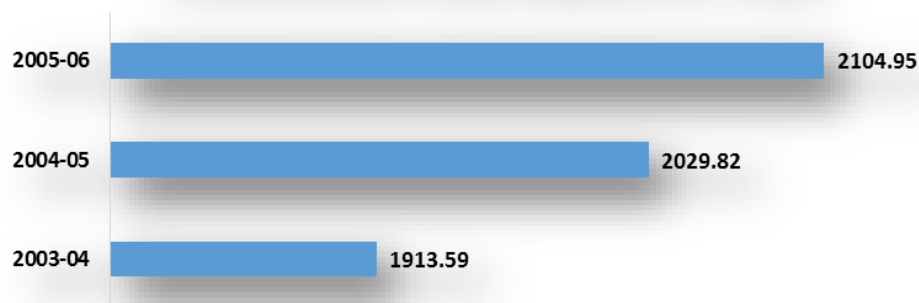


Source: Census 2011

A significant difference is notable in the literacy rate of rural and urban Tonk. Rural Tonk has a literacy rate of 58.01 percent while the same in urban areas is 73.84 percent. A closer look at block level data reveals that literacy rate in rural areas lag behind the literacy rate of urban areas. Malpura has the lowest literacy rate of 57.03 percent in rural areas. Tonk block has 58.57 percent of rural literacy and 68.62 percent of urban literacy.

SOCIO-ECONOMIC

Gross Domestic Product (GDP) (in Rs. Crore)



Growth Rate % (YoY)



Source: data.gov.in

The chart provides the Gross Domestic Product (in Rs. Crore) for three consecutive years and it appears that GDP of Tonk has increased from Rs. 1913.59 in 2003-04 to Rs. 2104.95 in 2005-06. The growth rate of GDP in Tonk was highest in 2003-04 (32.72 percent). The growth rate of GDP in Tonk experienced a gradual decline, in 2004-05 it was 6.07 percent, which fell to 3.70 percent in 2005-06.

The percentage of main workers in the total workforce in Tonk is 76.38 percent which is significantly more than the State main workers (70.46 percent) as per Census 2011.

Among the four categories, cultivators form about 50.23 percent of all workers while agricultural labourers form another 17.47 percent. The catchall category 'Other Workers' form about 29.83 percent of the entire working population of the district. Apart from these, household workers include 2.47 percent of the total workforce in the district. It includes forms of employment in secondary and tertiary sector.



Cultivators—
50.23 percent



Agricultural
Labourer—
17.47
percent



Household
Workers—2.47
percent



Other Workers— 29.83
percent

Source: Census 2011

In terms of work participation rate (WPR) in the district, the male WPR is 51.07 percent whereas for female it is 40.01 percent.

In Deoli percentage of male WPR is the highest (53.79 percent) and in Todarsingh female WPR is the highest (46.51 percent).

Both male and female WPR is lowest in Tonk block 49.60 percent, and 30.65 percent respectively.

Work Participation Rate

	Male	Female
Tonk (D)	51.07%	40.01%
Malpura	51.92%	38.60%
Peeplu	50.82%	45.81%
Niwai	49.52%	37.37%
Tonk	49.60%	30.65%
Todaraisingh	52.78%	46.51%
Deoli	53.79%	44.72%
Uniara	49.80%	46.16%

Source: Census 2011

EDUCATIONAL STATUS — DISTRICT

(Government Schools include schools administered under Central Government, Local Bodies, Tribal and Social Welfare Department and Department of Education)

Tonk has 1566 Govt. schools, of which 1559 are till elementary grade. The district has 42 contractual teachers.

Out of the total 1566 Govt. schools in Tonk, 402 elementary schools have Anganwadi Centres. In other words, total 25.67 percent of government schools have AWCs.

In Tonk, a typical school has 6.36 teachers on average at elementary to higher secondary grade, while it is approximately 5 teachers at the elementary level.

Pupil Teacher Ratio (PTR) at the elementary level is 14 in Tonk, while it is 16 across schools with elementary to higher secondary grades.

Government Schools– Elementary to Hr. Secondary Grade

Government Schools– Elementary Grade Only

	402	Number of school having AWC*	402	
	1566	Number of school	1559	
	156699	Total enrolment (excluding AWC)	111596	
Girls enrolment is 1.15 times higher than boys enrolment	72783	Boys enrolment	50106	Girls enrolment is 1.23 times higher than boys enrolment
	83916	Girls enrolment	61490	
	7901	Total teachers	7790	
	42	Contractual teachers	39	
Male teachers are 3.25 times more than female teachers	6041	Male teachers	5971	Male teachers are 3.28 times more than female teachers
	1860	Female teachers	1819	
	6.36	Average number of teachers per school	5	
	16	Pupil teacher ratio	14	

*Anganwadi Centres

Source: DISE, 2015-16

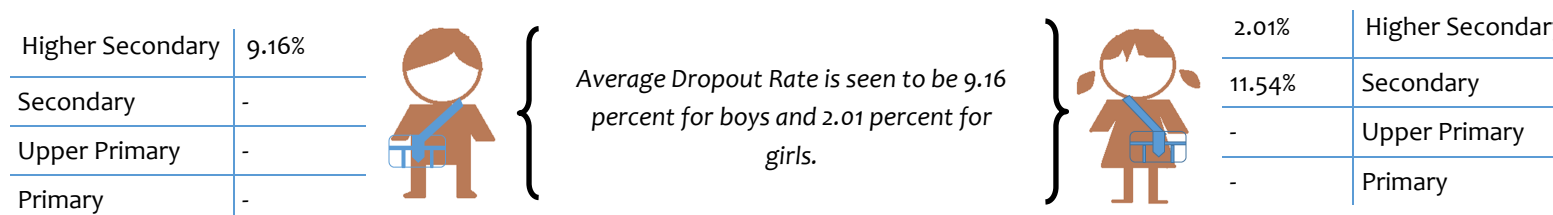
School Facilities

As far as provision of infrastructure facilities are concerned, 1544 elementary schools and 1551 all grade schools have school buildings. Library facilities in available in only 1183 all grade government schools of Tonk. Out of the total schools, only 1565 all grade government schools have girls toilet.

Average Annual Dropout Rate

Data on drop-out rate in Govt. schools in Tonk at the Primary and Upper Primary level is unavailable. It is 5.33 percent at Secondary level. At the Higher Secondary level drop-out rate, however, falls to 6.02 percent.

In Tonk, boys tend to drop out slightly more than girls. At the **Higher Secondary level**, dropout rate among boys is 9.16 percent, while the same among girls is 2.01 percent.



Source: DISE, 2015-16

EDUCATIONAL STATUS — BLOCK

Anganwadi Centres (AWCs)

Among the 6 blocks of Tonk, Todaraisingh has the highest percentage of school with AWCs, at 10.43 percent followed by Deoli with 9.61 percent and Uniyara with 7.01 percent. On the contrary, Malpura has just 4.22 percent schools with AWCs. In the entire district, out of 1566 schools, only 402 schools have AWCs.

Surprisingly, all blocks in Tonk, with the exception of Todaraisingh, have less than 10 percent of its Govt. schools with AWCs.

Blocks	No. of schools having AWCs	Total number of schools	Percentage of schools with AWCs
All Schools			
Deoli	71	235	9.61
Malpura	76	261	4.22
Newai	42	293	5.88
Todaraisingh	82	176	10.43
Tonk	71	361	6.43
Uniyara	60	240	7.01
All Blocks	402	1566	25.67

Source: DISE, 2015-16

EDUCATIONAL STATUS — BLOCK

Blocks	No. of Schools
Deoli	235
Malpura	261
Newai	293
Todaraisingh	176
Tonk	361
Uniyara	240
All Blocks	1566

Enrolment		
Boys	Girls	Total
12990 (48.13%)	13997 (51.87%)	26987
12442 (47.65%)	13669 (52.35%)	26111
14321 (46.21%)	16672 (53.79%)	30993
7236 (44.78%)	8922 (55.22%)	16158
17121 (47.18%)	19168 (52.82%)	36289
8673 (43.02%)	11488 (56.98%)	20161
72783 (46.45%)	83916 (53.55%)	156699

Pupil Teacher Ratio		
Primary Only	Primary with Upper Primary	Total
15	20	18
12	15	15
16	18	17
12	16	15
11	15	14
16	21	17
14	17	16

Source: DISE, 2015-16

Tonk has a total of 1566 Government schools. Tonk block has 361 Govt. schools, the highest among all blocks, while Todaraisingh has only 176 Govt. schools which is the lowest number of schools any block has. Enrolment rate of girls are more than the boys across majority of the blocks of Tonk. In Govt. schools of Tonk, boys enrolment accounts for 46.45 percent and girls enrolment is 53.55 percent. Deoli has the highest percentage (48.13%) of boys enrolment among all blocks and Uniyara has the highest percentage of girls enrolment (56.98%). The overall PTR of the district for primary, upper primary is 14, 17 and 16 respectively.

Blocks	Teachers			Contractual Teachers			Average no. of teachers per school		
	Male	Female	Total	Male	Female	Total	Primary Only	Primary with Upper Primary	Total
Deoli	879	308	1187	2	3	5	1.97	5.19	6.51
Malpura	1114	293	1407	3	5	8	2.09	5.38	6.67
Newai	1111	323	1434	6	0	6	1.85	5.80	6.09
Todaraisingh	704	160	864	1	0	1	1.90	5.04	6.23
Tonk	1495	616	2111	11	3	14	2.21	5.86	7.31
Uniyara	738	160	898	7	1	8	1.61	4.71	4.85
All Blocks	6041	1860	7901	30	12	42	1.93	5.47	6.36

Source: DISE, 2015-16

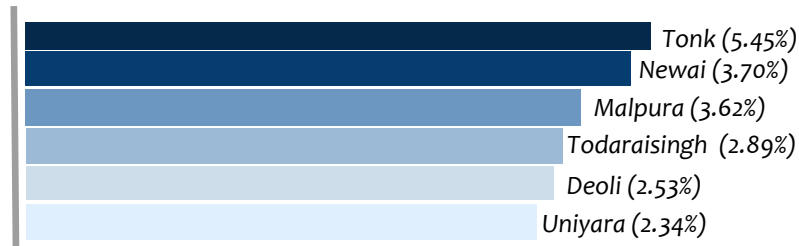
The proportion between male and female teachers is seen to vary heavily among the blocks of Tonk. The male-female imbalance in workforce is seen to be the highest in Tonk which has 1495 male teachers and 616 female teachers. There is a total of 42 contractual teachers. Measuring the average number of teachers each school has, it is seen that at the primary level, Tonk district has just 1.93 teachers and upper primary level has 5.47 teachers, which becomes an average number of 6.36 teachers per school.

Tonk has a total of 7901 teachers employed in its Govt. schools, of which 6041 are male and 1860 are female. Todaraisingh (864) employs the lowest number of teachers among all blocks, of which only 160 are female teachers.

Professional Qualification of Teachers

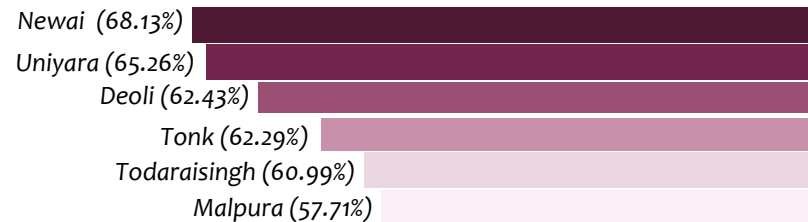
District Tonk	B.El.Ed. (3.73%)	B.Ed. or equivalent (62.75%)	Others (32.43%)
---------------	------------------	------------------------------	-----------------

Teachers qualified with a B.El.Ed. degree in Tonk



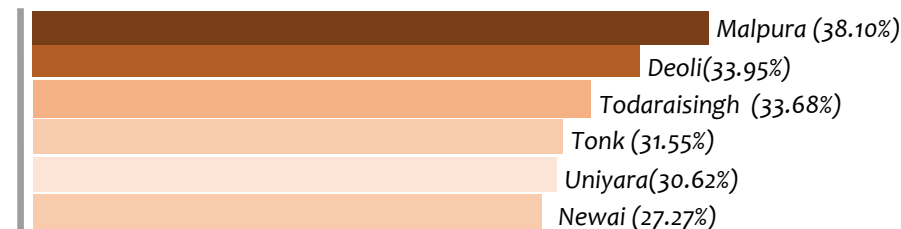
In terms of professional qualifications, a meagre 3.73 percent of teachers have a B.El.Ed. degree only in the district. Tonk block has the highest proportion of teachers with B.El.Ed. degree (5.45 percent).

Another 62.75 percent have B.Ed. degrees as well in the district. Among the blocks, Newai and Uniyara have the highest percentage of B.Ed. qualified teachers, 68 percent and 65 percent respectively.



Teachers qualified with a B.Ed. or equivalent degree in Tonk

Teachers qualified with any other* degree in Tonk



Around 32.43 percent of the total teaching cadre hold degrees other than a B.Ed. or a B.El.Ed.

A significant proportion of the population in blocks across Tonk district has teachers with no professional degree (1.09 percent).

Source: DISE, 2015-16

* other category includes teachers with professional degree equivalent to M. Ed or equivalent, Others, Diploma in Teacher Training and Diploma or Degree in Special Education.

This is a preliminary report published based on publicly available data. Some of the issues discussed in the report are complex in nature and need further investigation and analysis. This publication is freely available for sharing for non-commercial purposes, and without any change, subject to due credit to the publisher.