



State Profile Madhya Pradesh



As the name suggest, Madhya Pradesh is situated in the central part of India and is often known as ‘Heart of India’. Since it is located at the centre, it shares its boundaries with five other states. The state spans over a geographical area of 3,08,000 sq. km spread over 48 districts of the state. Madhya Pradesh represents a great river basin. River Narmada and Tapti divide the state into two, with the Northern part draining largely into the Ganga basin and the southern part into Godavari and Mahanadi system. The state by and large experiences a pleasant moderate climate . Agriculture is the main source of livelihood for majority of the population.

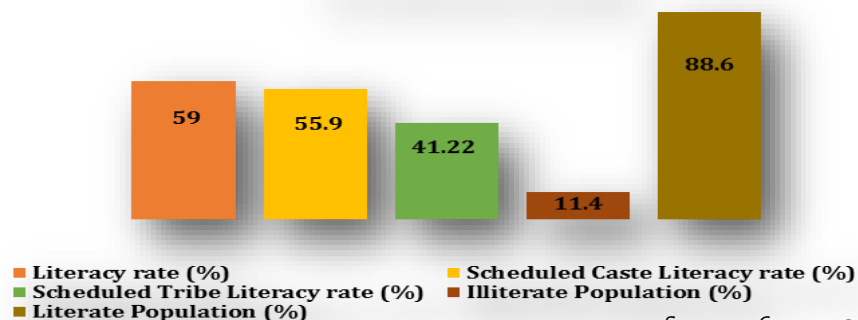
DEMOGRAPHY

As per Census 2011, the total population of Madhya Pradesh is 72,626,809. Out of the total population of Madhya Pradesh, 52,557,404 people resides in the rural areas which accounts for 72.36 percent of the total population. Similarly, the total population of urban Madhya Pradesh is 20,069,405 which accounts for 27.63 percent of the total population. Out of the total population, there is 51.78 percent of male population and 48.21 percent of female population. This gives a sex ratio of 931 females per 1000 males. The decadal growth rate of population in Madhya Pradesh is 20.34 percent.

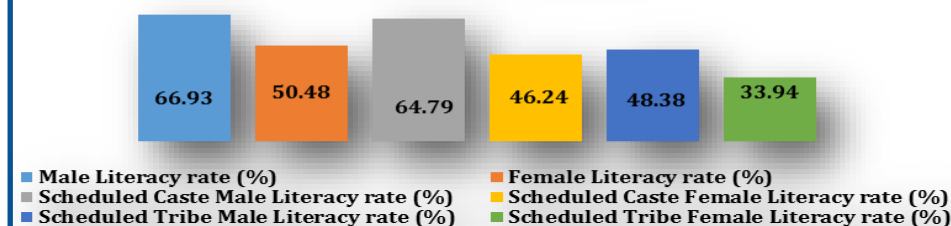
LITERACY

The overall literacy rate of Madhya Pradesh is 59 percent. The Scheduled Caste (SC) community has 55.9 percent of literacy rate whereas Scheduled Tribes (ST) of Madhya Pradesh has 41.22 percent of literacy rate. This shows that along with the overall literacy rate of Madhya Pradesh, literacy rate of SC and ST community is also quite low. Out of total population of Madhya Pradesh, 88.6 percent of population are literate while almost 11.4 percent of the total population are illiterate.

Overall Literacy Rate



Genderwise Literacy Rate



As per the census, female literacy rate is lower than the male literacy rate in all the social groups. Out of the total male and female population , male literacy rate is 66.93 percent whereas female literacy rate is 50.48 percent. The difference of male-female literacy rate is very high among the SC and ST communities of Madhya Pradesh. SC community has 64.79 percent of male and 46.24 percent of female literacy rate while ST community has 48.38 percent of male literacy rate and 33.94 percent of female literacy. rate.

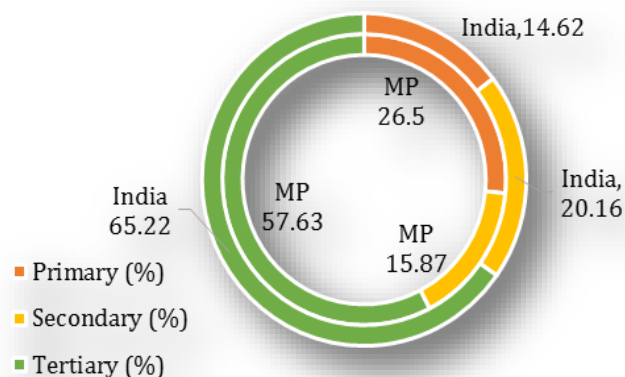
SOCIO-ECONOMIC

The three sectors of the economy – primary, secondary and tertiary – reflect the direction of growth of any region. In Madhya Pradesh, primary sector which largely includes agriculture and livestock contributes to 26.5 percent of share to the Net State Domestic Product (NSDP) and secondary sector (manufacturing sector, business, industry etc.) contributes up to only 15.87 percent while tertiary sector which includes all other services, provides biggest contribution of 57.63 percent to NSDP of Madhya Pradesh.

The sectoral contribution to the Gross Domestic Product (GDP) of India varies from Madhya Pradesh.

In India, primary sector contributes to 14.62 percent, secondary sectors contributes almost 20.16 percent to GDP while tertiary sectors with 65.22 percent does the largest contribution to GDP of India. In comparison to India, Madhya Pradesh has a bigger primary sector where as secondary and tertiary sector of Madhya Pradesh are smaller than that of the country.


Sector wise Gross District Domestic Product (GDDP) for 2009-10: Comparison between Madhya Pradesh and India



Source: UNDP, Economic and Human Development Indicators, Madhya Pradesh 2009-10

Net State Domestic Product is defined as a measure in monetary terms of the volume of all goods and services produced within the boundaries of the State during a given period of time after deducting the wear and tear or depreciation, accounted without duplication. Per capita NSDP of Madhya Pradesh for the year 2009-10 was Rs. 19736 whereas for India it was Rs. 33731. Net Domestic Product (NDP) growth rate of Madhya Pradesh for the year 2009-10 was 8.22 percent while for India it was 8 percent then.

Out of the total working population of Madhya Pradesh, 71.90 percent of them are main worker and 28.09 percent of them are marginal worker. Among the four categories, 31.17 percent of the total working population are into cultivation. Agricultural labourers form 38.61 percent of the working population. The household workers are about 3.03 percent whereas the catchall category of 'Other Workers' form almost 27.16 percent of the entire working population of the state. It includes forms of employment in secondary and tertiary sector.



Source: Census 2011

Work Participation Rate

	Male	Female
Madhya Pradesh	53.56	32.63

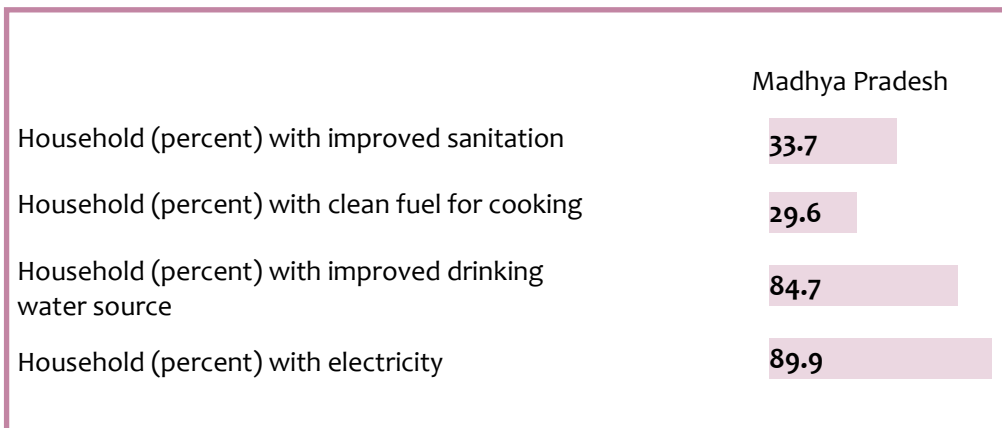
Source: Census 2011

As per census 2011, Work Participation Rate (WPR) of Madhya Pradesh is 43.47 percent this means that less than half of the total population is working in Madhya Pradesh.

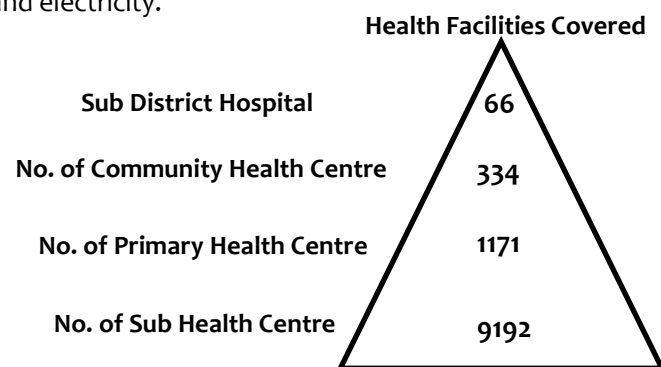
As per census 2011, male participation rate of Madhya Pradesh 53.56 whereas out of total women population only 32.63 percent of women are working.

BASIC AMENITIES & HEALTH

As per National Family Health Survey 4 (NFHS), the overall percentage of households having access to improved sanitation in Madhya Pradesh is 33.7 percent. As per the same data, 84.7 percent of people have access to improved drinking water source. Apart from drinking water and sanitation facility, only 29.6 percent of household use clean fuel for cooking. Madhya Pradesh has 89.9 percent of household having electricity. It shows that a lot is yet to be achieved in terms of providing basic amenities to the household like improved sanitation, clean fuel for cooking and electricity.



Source: NFHS, 2015-16



Source: HMIS State Factsheet, RHS- 2015-16, Madhya Pradesh

According to Health Management Information System (HMIS), 2015, there are total 51 district hospital in Madhya Pradesh and 66 sub-district hospitals. They fill the gap between district level hospitals and the block level hospitals. They are first referral units for the block population in which they are geographically located. Sub district level hospitals receive specialist cases from neighbouring PHCs and CHCs.

There are total 334 community health centres and 1171 primary health centres in Madhya Pradesh. There are total 9192 sub-health centres in the state. Looking at the size of rural population, it appears that the number of primary health centres needs to be increased.

Delivery Care System (2015-16)

Total reported institutional Deliveries	62.7 percent
Institutional Deliveries at Public facilities	88.9 percent
Total reported Home Deliveries	7.1 percent
Home Deliveries at Home by SBA	20.2 percent

Source: HMIS 2015-16, Rural Health Statistics 2015

Maternal Mortality Rate (2011-13)	
Madhya Pradesh	221
India	167

Infant Mortality Rate (2014)	
Madhya Pradesh	52
India	39

Source: SRS,2014

As per the HMIS, data on delivery care system of Madhya Pradesh shows out of the total percentage of child birth deliveries in the year 2015-16, is 62.7 whereas 7.1 percent deliveries happened at home. Data shows that 88.9 percent of the institutional deliveries happened at public institutions. Among all the cases of home deliveries only 20.2 percent of the total home deliveries are conducted by the skilled birth attendant (SBA). Data on MMR and IMR shows that status of maternal and child health in Madhya Pradesh needs to be strengthened. Maternal mortality rate of Madhya Pradesh is much high than India's MMR.

EDUCATIONAL STATUS — DISTRICT

(Government Schools include schools administered under Central Government, Local Bodies, Tribal and Social Welfare Department and Department of Education)

In Madhya Pradesh, the total number of government school is 74682 out of which 28367 schools have Anganwadi centres. According to District Information System for Education (DISE 2015-16), total enrolment in all grades school is 10292593 and 7976251 in elementary school. In both, all grades and elementary schools enrolment rate of girls is more than the boys enrolment.

The total number of teachers in all grade school of Madhya Pradesh is 344173 while there are 288406 teachers in elementary school. In both, all grades and elementary school number of male teachers are more than the number of female teachers. There are total 101 contractual teachers in all grade school and 95 contractual teachers elementary school. The average number of teachers in all grade schools of Madhya Pradesh 3.29 while it is around 2.5 in elementary school. Pupil teacher ratio for all grade school of Madhya Pradesh is 26 and in elementary schools pupil teacher ratio is 28.

Government Schools– Elementary to Hr. Secondary Grade

Government Schools– Elementary Grade Only

	34599	Number of school having AWC*	34560	
	121926	Number of school	114419	
	10292593	Total enrolment (excluding AWC)	7976251	
Girls enrolment is 1.03 times higher than boys enrolment	5059796	Boys enrolment	3906288	Girls enrolment is 1.04 times higher than boys enrolment
	5232797	Girls enrolment	4069963	
	344173	Total teachers	288406	
	101	Contractual teachers	95	
Male teachers are 2.14 times more than female teachers	234668	Male teachers	198094	Male teachers are 2.19 times more than male teachers
	109505	Female teachers	90312	
	3.29	Average number of teachers per school	2.5	
	26	Pupil teacher ratio	28	

* Anganwadi Centres

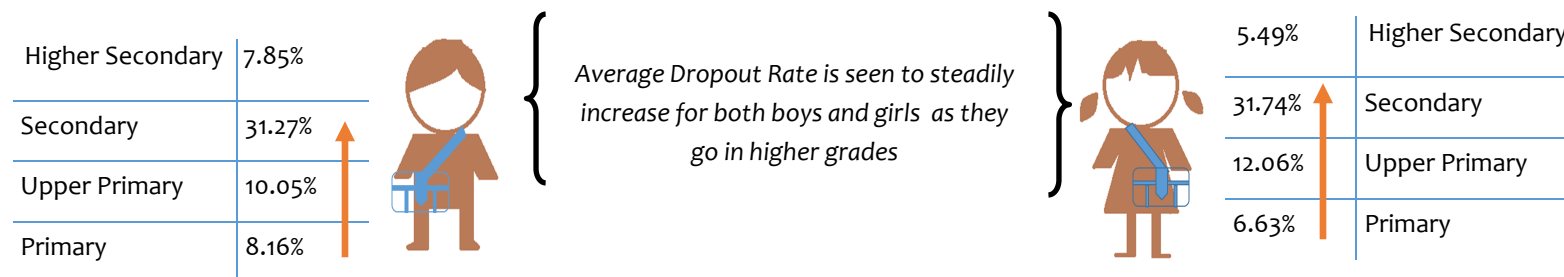
Source: DISE, 2015-16

School Facilities

As far as provision of infrastructure facilities are concerned, 97.83 percent of all grade schools in Madhya Pradesh have their own buildings. As per RTE norms every school should have a library inside school campus. In terms of schools having girls toilet, DISE data shows that 90.42 percent of all grades school and 90.58 percent of elementary school have library in their school campus. DISE data shows that of the total all grade schools, 92.92 percent of the schools have girls toilet in their building while among all elementary schools 92.96 percent of the elementary schools have girls toilet.

Average Annual Dropout Rate

As per DISE 2015-16, annual school drop out rate is very high in Madhya Pradesh. It appears from the data that drop out rate increases with the increase of grades. In Madhya Pradesh, Boys drop out rate is 8.16 percent while for girls it is 6.63 percent while at upper primary level boys drop out rate is 10.05 percent and girls is 12.06 percent. It shows that at upper primary level girls drop out rate is more than the boys. It appears from the data that there is sharp increase in the drop out rate at secondary level, as 31.27 percent of boys and 31.74 percent of girls have dropped out in the academic year 2015-16. Average annual drop out of boys at higher secondary level is 7.85 percent while for girls it is 5.49 percent. As per this data a reduction in drop out rate can be seen at higher secondary level while maximum drop outs have been reported at secondary level.



Source: DISE, 2015-16

Professional Qualification of Teachers

Madhya Pradesh	Dip. Tch. Trng. (65.32%)	B.El.Ed. (2.52)	B.Ed. or equivalent (25.41%)	Others (2.36%)
----------------	---------------------------	-----------------	------------------------------	----------------

Source: DISE, 2015-16

As per DISE 2015-16, data on professional qualification of teachers in Madhya Pradesh shows that 65 percent of the teachers own a diploma in teacher training. Only 2.52 percent of the total teachers have a degree of Bachelors in Elementary Education while 25.41 percent of the total teachers have done Bachelors in Education. As per the same source, 2.36 percent of the teachers have done some other professional course of teacher education. Out of the total number of teachers around 3 percent of government school teachers do not have any professional qualification of teacher education. Hence, majority of the government school teachers own a diploma in teacher training as their professional qualification for becoming a teacher.