



## District Profile

### Janjgir Champa, Chhattisgarh



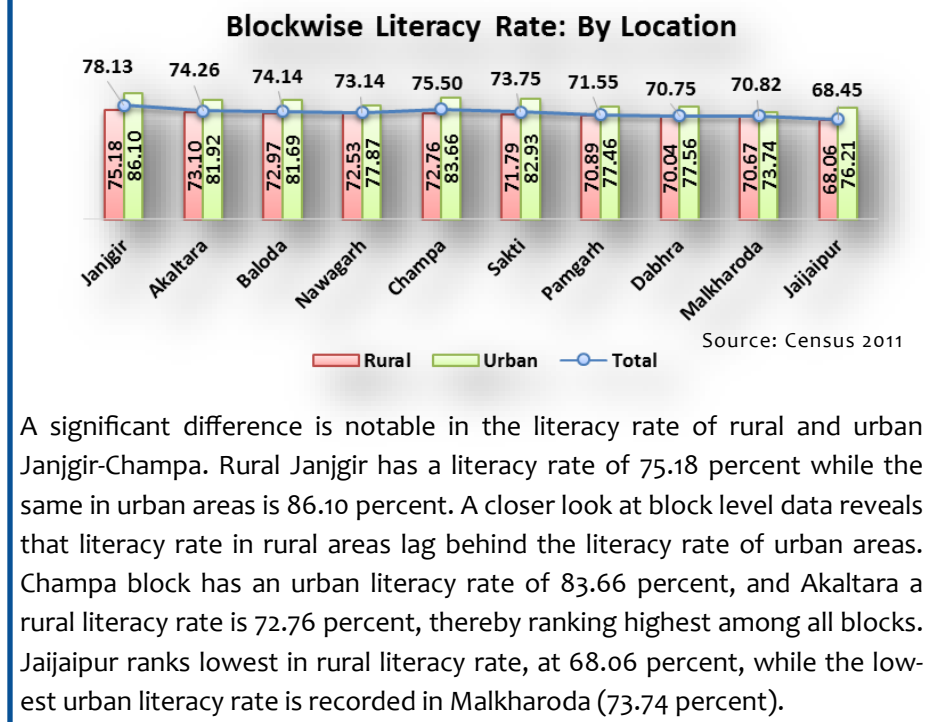
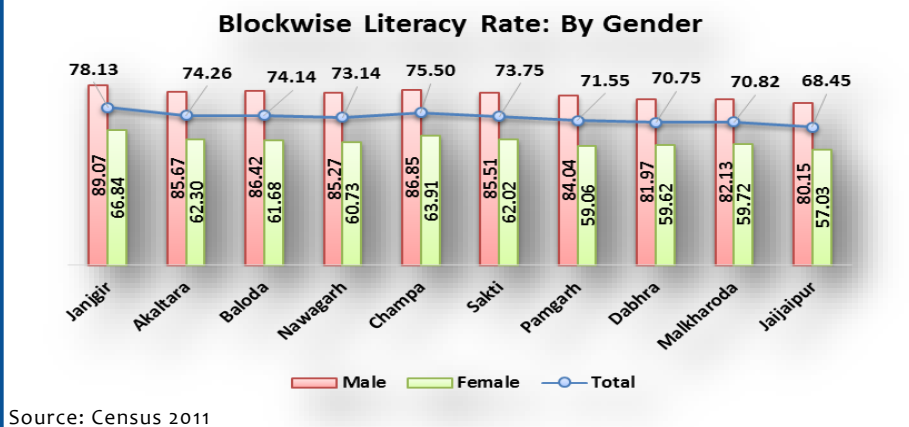
Janjgir-Champa was established on 25 May 1998. It is situated in the central Chhattisgarh. The total area of the district is 3853 sq. km. Janjgir-Champa district is divided into five subdivisions: Champa, Dabhara, Janjgir, Pamgarh, and Sakti.

### DEMOGRAPHY

As per Census 2011, the total population of Janjgir-Champa is 1,619,707 which accounts for 6.34 percent of the total population of State. The percentage of urban population in Janjgir-Champais 13.90 percent, which is lower than the state average of 23.24 percent. Out of the total population there are 815,717 males and 803,990 females in the district. This gives a sex ratio of 986 females per 1000 males. The decadal growth rate of population in Chhattisgarh is 22.61 percent, while Janjgir-Champa reports a 22.94 percent decadal increase in the population. The district population density is 421 in 2011. The Scheduled Caste population in the district is 24.57 percent while Scheduled Tribe comprises 11.56 percent of the population.

### LITERACY

The overall literacy rate of Janjgir-Champa district is 78.13 percent while the male & female literacy rate is 89.07 and 66.84 percent respectively. At the block level, a considerable variation is noticeable in male-female literacy rate. Jaijaipur has the lowest literacy rate 68.45 percent, with 80.15 percent men and 57.03 percent women being literate. Champa block, subsequently, has the highest literacy rates- among both males and females. The male literacy rate is 86.85 percent, while that for females is 63.91 percent.

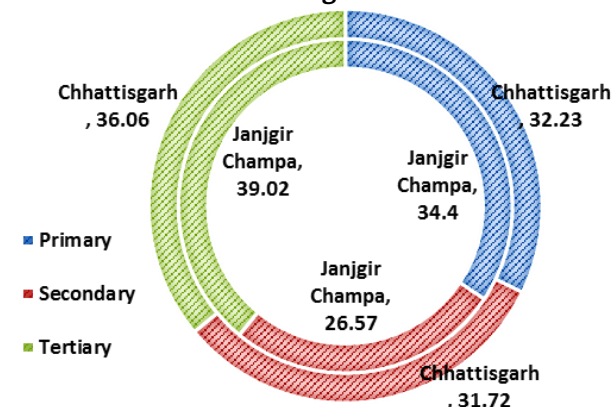


A significant difference is notable in the literacy rate of rural and urban Janjgir-Champa. Rural Janjgir has a literacy rate of 75.18 percent while the same in urban areas is 86.10 percent. A closer look at block level data reveals that literacy rate in rural areas lag behind the literacy rate of urban areas. Champa block has an urban literacy rate of 83.66 percent, and Akaltara a rural literacy rate is 72.76 percent, thereby ranking highest among all blocks. Jaijaipur ranks lowest in rural literacy rate, at 68.06 percent, while the lowest urban literacy rate is recorded in Malkharoda (73.74 percent).

## SOCIO-ECONOMIC PROFILE

The three sectors of the economy – primary, secondary and tertiary – reflect the direction of growth of any region. In Janjgir Champa, the tertiary (services) sector contributed the maximum share of 39.02 percent to Gross District Domestic Product (GDDP) compared to Chhattisgarh’s share of 36.06 percent to GSDP in 2006-07. The district’s secondary (industrial) sector contributes less than 1/3rd to GDDP (26.57 percent) while the contribution to primary sector is 34.4 percent. The GDDP of Janjgir Champa in tertiary sector is higher compared to that in Chhattisgarh.

Sector wise Gross District Domestic Product (GDDP) for 2006-07: Comparison between Janjgir-Champa and Chhattisgarh



Source: Directorate of Economics and Statistics, Govt. of Chhattisgarh

Janjgir-Champa ranks ninth from the bottom in terms of Net District Domestic Product (NDDP) (Rs. 185326), but as seen it ranks sixth from bottom in terms of Per Capita Income (PCI) (Rs. 12598). This is also attributable to the district having a larger than proportional population. In Janjgir-Champa, agriculture and livestock of primary sector contributes 85% to NDDP as a whole. Registered manufacturing contributes 75% of the total income of the secondary sector to NDDP. From the tertiary sector, trade and hospitality contributes 37% to NDDP.

The percentage of main workers in the total workforce in Janjgir-Champa is 54.57 percent which is significantly more than the State main workers (67.7 percent) as per Census 2011.

Among the four categories, Cultivators form about 33 percent of all workers, while agricultural labourers form 47.5 percent. The catchall category ‘Other Workers’ form about 17.4 percent of the entire working population of the district. It includes forms of employment in secondary and tertiary sector .



Cultivators–  
33.23 percent



Agricultural Labourer–  
47.53 percent



Household Workers—1.87 percent



Other Workers–  
17.37 percent

Source: Census 2011

In terms of work participation rate (WPR) in the district, the male WPR is 55.98 percent whereas for female it is 34.91 percent.

In Malkharoda block percentage of male WPR is highest (61.80 percent) while Pamgarh reported lowest male WPR (54.60 percent)

Among female, the highest WPR is reported from Jaijaipur block (55.95 percent) and lowest from Dhabra block (40.98 percent).

Comparing all blocks, in Jaijaipur block both male and female WPR is considerably high.

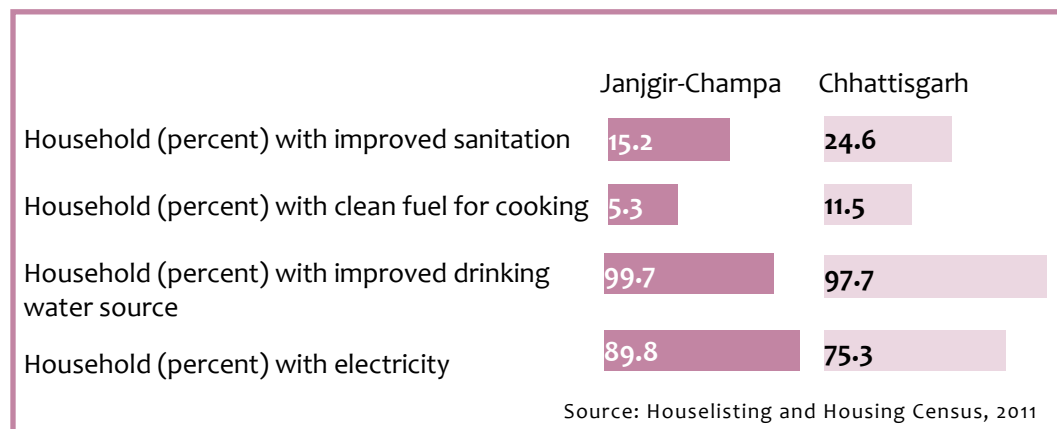
Work Participation Rate

	Male	Female
Janjgir-Champa (D)	55.98%	34.91%
Akaltara	57.49%	41.85%
Baloda	61.74%	53.68%
Nawagarh	59.19%	51.41%
Champa	59.58%	43.12%
Sakti	56.89%	40.48%
Pamgarh	54.60%	45.46%
Dabhra	58.70%	40.98%
Malkharoda	61.80%	54.60%
Jaijaipur	61.75%	55.95%


Source: Census 2011

## BASIC AMENITIES & HEALTH

As per Census 2011, in Chhattisgarh, 97.7 percent of households have access to improved drinking water, while in Janjgir-Champa approximately 99.7 percent households have access to drinking water facilities. The same survey reports that 15.2 percent households have improved sanitation facilities which is more than state average of 24.6 percent. Apart from drinking water and sanitation facility, only 5.3 percent of household use clean fuel for cooking compared to state average of 11.5 percent. However, in the district, 89.8 percent of household having electricity which is higher than the state average (75.3 percent).




In terms of health facilities, besides a district hospital, there is a network of sub-health centres (SHCS/Sub-HCs), Primary Health Centres (PHCs) and Community Health Centres (CHCs) across the district. CHCs have the highest spread, followed by PHCs and then sub-health centres. Hence, CHCs and PHCs cater to a higher proportion of population than sub-health centres. The Sub-Centre is the most peripheral and first contact point between the primary health care system and the community. There is a PHC for 6 Sub-Centres while CHCs act as a referral unit for 4 PHCs.



Source: HMIS 2015-16, Rural Health Statistics 2015

### Institutional Births\*

The overall percentage of institutional births recorded in Janjgir-Champa and Chhattisgarh varies moderately. In Janjgir-Champa only 89.8 percent institutional births are recorded, compared to 82.9 percent births in Chhattisgarh. However, institutional birth record rate in public healthcare units is moderate, both in Balodabazar (78.9 percent) and Chhattisgarh (78.5 percent).



\* for births in the 5 years before survey

Source: HMIS 2015-16, Rural Health Statistics 2015

## EDUCATIONAL STATUS — DISTRICT

(Government Schools include schools administered under Central Government, Local Bodies, Tribal and Social Welfare Department and Department of Education)

Janjgir-Champa has 2478 Govt. schools, of which 2310 are till elementary grade. The district has no contractual teachers.

Only 621 out of 2310 Govt. elementary schools have in Janjgir-Champa have Anganwadi Centres. Of all 2478 Govt. schools; only 621 have Anganwadis. In other words, only 25.06 percent of all Govt. schools have Anganwadis, of which 26.88 percent of Govt. Elementary schools are seen to have AWCs.

In Janjgir-Champa, a typical school has 5.3 teachers on average at elementary to higher secondary grade, while it is approximately 3.9 teachers at the elementary level.

Pupil Teacher Ratio (PTR) at the elementary level is 22 in Janjgir-Champa, while it is 21 across schools with elementary to higher secondary grades.

Government Schools– Elementary to Hr. Secondary Grade		Government Schools– Elementary Grade Only		
	621	Number of school having AWC*	621	
	2478	Number of school	2310	
	272956	Total enrolment (excluding AWC)	201583	
Girls enrolment is 1.08 times higher than boys enrolment	131056	Boys enrolment	98353	Girls enrolment is 1.05 times higher than boys enrolment
	141900	Girls enrolment	103230	
	10732	Total teachers	9103	
	00	Contractual teachers	00	
Male teachers are 2.16 times more than female teachers	7341	Male teachers	6243	Male teachers are 2.18 times more than female teachers
	3391	Female teachers	2860	
	5.3	Average number of teachers per school	3.9	
	21	Pupil teacher ratio	22	

\*Anganwadi Centres

Source: DISE, 2015-16

## School Facilities

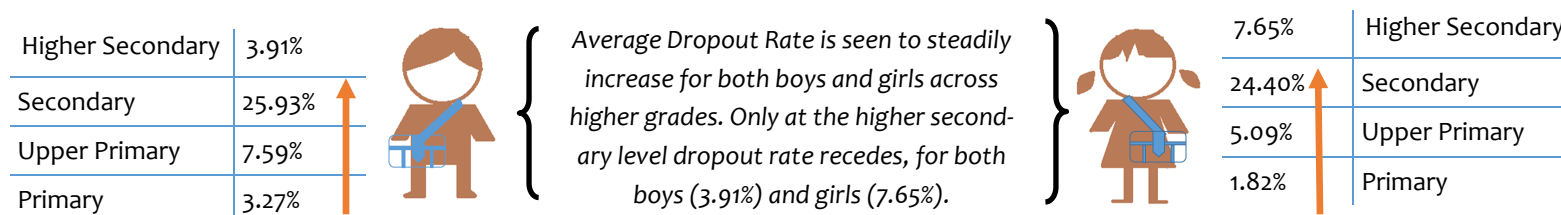
As far as provision of infrastructure facilities are concerned, every elementary school in Janjgir-Champa has school building; the district has 2310 elementary public schools, while 2471 out of 2478 schools have school buildings as well.

Library facilities in government schools hardly reflect any inconsistencies. Of the 2478 public schools, 2477 schools have libraries, which roughly implies near-full coverage. A similar situation is observed among the 10 blocks of Janjgir-Champa, with almost all public schools having libraries.

## Average Annual Dropout Rate

Data on drop-out rate in Govt. schools in Janjgir-Champa at the Primary level is 2.54. It is seen to increase as one moves across higher grades. It is 6.29 percent at the Upper Primary level, 25.10 percent at Secondary level. At the Higher Secondary level drop-out rate, however, falls to 5.99 percent.

In Janjgir-Champa, boys tend to drop out slightly more than girls, and dropout rate increases as pupils move up the grade ladder, except for at the Higher Secondary level. At the **Higher Secondary level**, dropout rate among boys is 3.91 percent, while the same among girls is as high as 7.65 percent.



Source: DISE, 2015-16

## EDUCATIONAL STATUS — BLOCK

### Anganwadi Centres (AWCs)

Among the 9 blocks of Janjgir-Champa, 44.82 percent of all Govt. schools in Malkharoda have Anganwadi centres. On the contrary, Bamhanidih has only 10.55 percent of its Govt. schools with AWCs. None of the 9 blocks in Janjgir-Champa have even half of their Govt. schools covered by Anganwadi centres.

Blocks	No. of schools having AWCs	Total number of schools	Percentage of schools with AWCs
All Schools			
Akaltara	69	202	34.16%
Baloda	71	252	28.17%
Bamhanidih	25	237	10.55%
Dabhara	86	322	26.71%
Jaijapur	78	306	25.49%
Malkharoda	134	299	44.82%
Nawagarh	52	325	16.0%
Pamgarh	43	247	17.41%
Sakti	63	288	12.91%
All Blocks	621	2478	25.06%

Source: DISE, 2015-16

We make an effort to categorize blocks into four broad categories based on the proportion of schools that have Anganwadi Centres (Very Less, Less, Moderate, High)—Bamhanidih, Nawagarh, Pamgarh and Sakti have less than 1/4th of all schools have AWCs. In the immediate next category, features Jaijapur, Dabhara and Baloda, with a little more than quarter of its schools covered by AWCs. In Akaltara and Malkharoda, more than 30 percent of their schools have Anganwadis.

## EDUCATIONAL STATUS — BLOCK

Blocks	No. of Schools	Enrolment			Pupil Teacher Ratio		
		Boys	Girls	Total	Primary Only	Primary with Upper Primary	Total
Akaltara	202	14136 (47.53%)	15608 (52.47%)	29744	28	0	22
Baloda	252	14944 (48.26%)	16023 (51.74%)	30967	23	0	22
Bamhanidih	237	12902 (47.35%)	14344 (52.65%)	27246	24	0	21
Dabhara	322	11999 (48.04%)	12979 (51.96%)	24978	18	0	16
Jaijaipur	306	17156 (48.04%)	18554 (51.96%)	35710	26	0	23
Malkharoda	299	13901(48.35%)	14852 (51.65%)	28753	21	0	20
Nawagarh	325	18984 (47.83%)	20706 (52.17%)	39690	23	106	21
Pamgarh	247	14121 (48.29%)	15117 (51.70%)	29238	24	0	22
Sakti	288	12913 (48.49%)	13717 (51.51%)	26630	22	0	20
All Blocks	2478	131056 (48.01%)	141900 (51.99%)	272956	23	106	21

Source: DISE, 2015-16

Janjgir-Champa has 2478 Govt. schools, of which 2310 are Elementary schools. Nawagarh has 325 Govt. schools, the highest among all blocks, while Akaltara has only 202 Govt. schools. Enrolment rate among girls remain constantly higher than that for boys across all blocks in Janjgir-Champa. In Sakti, Govt. schools account for 48.49 percent of boys in total enrolment, thereby recording highest proportion of boys enrolment among all blocks. Bamhanidih (52.65%) block, on the contrary, records the highest share in girls enrolment. Pupil Teacher Ratio (PTR) at primary level remains well below the RTE mandate of 30, with the lowest PTR appearing to be in Dabhara (18) block of Janjgir-Champa and the highest in Akaltara (28). Only Nawagarh has schools at the upper primary level, where PTR is 106. Average PTR is 16 in Dabhara and 23 in Jaijaipur.

Blocks	Teachers			Contractual Teachers			Average no. of teachers per school		
	Male	Female	Total	Male	Female	Total	Primary Only	Primary with Upper Primary	Total
Akaltara	656	412	1068	0	0	0	4.54	0.00	6.83
Baloda	761	410	1171	0	0	0	3.79	0.00	5.67
Bamhanidih	709	334	1043	0	0	0	3.48	0.00	5.56
Dabhara	922	323	1245	0	0	0	2.75	0.00	4.90
Jaijaipur	921	312	1233	0	0	0	3.11	0.00	5.07
Malkharoda	886	301	1187	0	0	0	3.18	0.00	4.79
Nawagarh	980	575	1555	0	0	0	3.95	5.00	5.73
Pamgarh	757	348	1105	0	0	0	3.58	0.00	5.27
Sakti	749	376	1125	0	0	0	2.94	0.00	4.67
All Blocks	7341	3391	10732	0	0	0	3.42	5.00	5.33

Source: DISE, 2015-16

The proportion between male and female teachers is seen to vary heavily among the blocks at Janjgir-Champa. The male-female imbalance in workforce is seen to be the highest in Jaijaipur, and lowest in Akaltara block. Interestingly, the district of Janjgir-Champa has no para teachers in a total teaching cadre of 10732. Measuring the average number of teachers each school has, it is seen that at the primary level, Dabhara has only 2.75 average teachers per school, the lowest among all blocks.

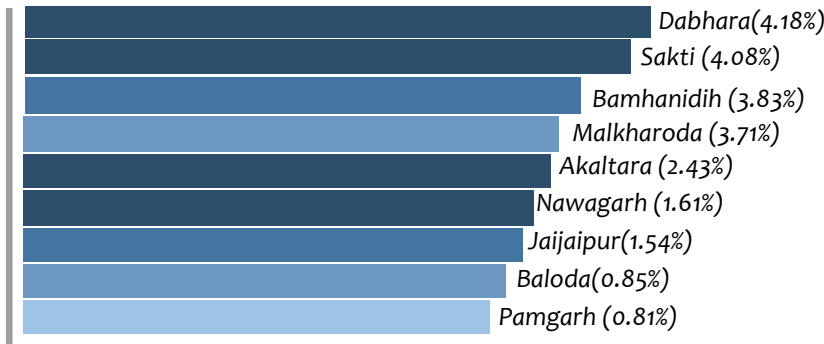


Janjgir-Champa has a total of 10732 teachers employed in its Govt. schools, of which 7341 are male and 3391 are female. Bamhanidih (1043) employs the lowest number of teachers among all blocks, of which 334 are female teachers. In the elementary category, Janjgir-Champa has a total of 9103 teachers, of which 2860 are female and 6243 are male.

### Professional Qualification of Teachers

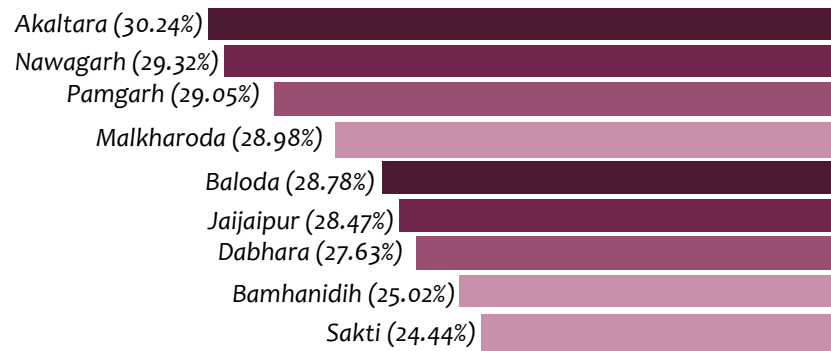
District Janjgir-Champa	B.El.Ed. (2.52 %)	B.Ed. or equivalent (28.06%)	Others (57.33%)
-------------------------	-------------------	------------------------------	-----------------

Teachers qualified with a B.El.Ed. Degree in Janjgir-Champa



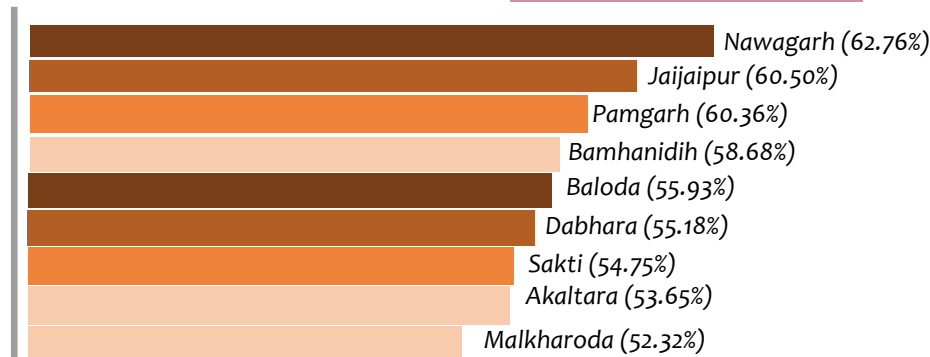
In terms of professional qualifications, a meagre 2.52 percent of teachers have a B.El.Ed. degree only in the district. Dabhara has the highest proportion of teachers with B.El.Ed degree (4.18 percent).

Another 28.06 percent have B.Ed. degrees as well in the district. Among the blocks, followed by Nawagarh (29.32 percent), Akaltara has the most number of teachers with B.Ed. degree (30.24 percent).



Teachers qualified with a B.Ed. or equivalent Degree in Janjgir-Champa

Teachers qualified with any other\* degree in Janjgir-Champa



Around 57.33% of the total teaching cadre hold degrees other than a B.Ed or a B.El.Ed

Source: DISE, 2015-16

A significant proportion of the population in blocks across Janjgir-Champa district has teachers with no professional degree ( percent). Sakti has the highest proportion of untrained teachers (16.71 percent).

\* other category includes teachers with professional degree equivalent to M. Ed or equivalent, Others, Diploma in Teacher Training and Diploma or Degree in Special Education.

This is a preliminary report published based on publicly available data. Some of the issues discussed in the report are complex in nature and need further investigation and analysis. This publication is freely available for sharing for non-commercial purposes, and without any change, subject to due credit to the publisher.